



GOBIERNO DE LA REPÚBLICA DE
GUATEMALA
MINISTERIO DE AGRICULTURA
GANADERÍA Y ALIMENTACIÓN

Dirección de Planeamiento

Precios departamentales de Productos Agropecuarios



5ª. Av. 8-06 zona 9



2334-1048 / 2360-4425 y 28



www.maga.gob.gt



diplan@maga.gob.gt

Julio 2017
Boletín No. 6

<http://precios.maga.com.gt> / <http://sme.sinsan.gob.gt/maga/>

Presentación

El boletín “Precios promedio mensual de productos agropecuarios a nivel departamental” es congruente con los esfuerzos del Ministerio de Agricultura, Ganadería y Alimentación –MAGA– para apoyar la generación y difusión de información, y de esta manera, facilitar la toma de decisiones sustentadas en datos confiables y oportunos.

Este boletín presenta los precios pagados por el consumidor de los productos agropecuarios, que se ofrecen y demandan en los principales mercados de las cabeceras departamentales, cuyos datos aparecen por grupo de productos, y los departamentos están ordenados según la clasificación de la Secretaría de Planificación y Programación de la Presidencia. Entre los productos analizados se citan los siguientes:

- a. Granos básicos (arroz oro, frijol blanco, frijol negro, frijol rojo, maíz amarillo, maíz blanco)
- b. Hortalizas (cebolla blanca, chile pimiento, güisquil, papa, pepino, repollo blanco, tomate, zanahoria)
- c. Frutas (aguacate, limón, manzana, melón, naranja, papaya, piña, plátano, sandía)
- d. Pecuarios (crema, huevo, miel de abeja, pollo, queso)
- e. Derivados del maíz (harina)

Los resultados sobre precios son recopilados por los profesionales y técnicos de información de cada sede departamental, una vez por semana, coincidiendo con el día de mercado. Los datos recabados son ingresados y trasladados, a través del Sistema de Monitoreo de Cultivos –SMC–, a la sede central de la Dirección de Coordinación Regional y Extensión Rural –Dicorer–, donde son validados; luego, son enviados a la Dirección de Planeamiento –Diplan–, entidad responsable de integrar y difundir la información, por medio de reportes y boletines como este.



Granos Básicos

|  | Arroz oro 80-20, por libra | | Julio 2017 | | | Junio 2017 | Julio 2016 | Diferencia Mensual | Diferencia Anual |
|---|----------------------------|-------------------|------------|------|------|------------|------------|--------------------|------------------|
| | Departamento | Mercado | Mín | Máx | Pro | | | | |
| | Chiquimula | La Terminal | 2.25 | 2.25 | 2.25 | 3.50 | 3.80 | -1.25 | -1.55 |
| | Quiché* | La Terminal | 4.50 | 4.50 | 4.50 | 4.50 | 4.50 | 0.00 | 0.00 |
| | Chimaltenango | Mercado Municipal | 4.00 | 4.00 | 4.00 | 4.00 | 4.00 | 0.00 | 0.00 |
| | Sololá | Mercado Municipal | 4.25 | 4.25 | 4.25 | 4.25 | 5.50 | 0.00 | -1.25 |
| | San Marcos | Plaza la Terminal | 5.00 | 5.00 | 5.00 | 4.00 | 4.00 | 1.00 | 1.00 |

Cifras expresadas en quetzales

|  | Arroz oro 90-10, por libra | | Julio 2017 | | | Junio 2017 | Julio 2016 | Diferencia Mensual | Diferencia Anual |
|---|----------------------------|-------------------|------------|------|------|------------|------------|--------------------|------------------|
| | Departamento | Mercado | Mín | Máx | Pro | | | | |
| | Alta Verapaz | La Terminal | 4.00 | 4.00 | 4.00 | 3.75 | 4.50 | 0.25 | -0.50 |
| | Chiquimula | La Terminal | 5.50 | 5.50 | 5.50 | 5.50 | 5.50 | 0.00 | 0.00 |
| | Huehuetenango | La Terminal | 3.75 | 4.00 | 3.94 | 4.00 | 3.50 | -0.06 | 0.44 |
| | Jutiapa | La Terminal | 4.00 | 4.00 | 4.00 | 4.30 | --- | -0.30 | --- |
| | Petén | La Terminal | 4.00 | 5.00 | 4.25 | 4.10 | 6.00 | 0.15 | -1.75 |
| | Quetzaltenango | La Terminal | 4.00 | 4.00 | 4.00 | 4.00 | 4.00 | 0.00 | 0.00 |
| | Chimaltenango | Mercado Municipal | 4.50 | 4.50 | 4.50 | 4.50 | 4.50 | 0.00 | 0.00 |
| | Baja Verapaz | Mercado Municipal | 3.25 | 3.25 | 3.25 | 3.75 | 4.63 | -0.50 | -1.38 |
| | Jalapa | Mercado Municipal | 3.50 | 3.50 | 3.50 | 3.50 | 3.13 | 0.00 | 0.38 |
| | Sololá | Mercado Municipal | 5.75 | 5.75 | 5.75 | 5.75 | 8.00 | 0.00 | -2.25 |
| | Totonicapán | Mercado Municipal | 4.50 | 4.50 | 4.50 | 4.50 | 4.50 | 0.00 | 0.00 |
| | Zacapa | Mercado Municipal | 4.00 | 4.50 | 4.25 | 4.30 | --- | -0.05 | --- |

Cifras expresadas en quetzales

|  | Frijol negro, de primera, por libra | | Julio 2017 | | | Junio 2017 | Julio 2016 | Diferencia Mensual | Diferencia Anual |
|---|-------------------------------------|-------------------|------------|------|------|------------|------------|--------------------|------------------|
| | Departamento | Mercado | Mín | Máx | Pro | | | | |
| | Alta Verapaz | La Terminal | 5.00 | 5.00 | 5.00 | 4.50 | 5.00 | 0.50 | 0.00 |
| | Baja Verapaz | Mercado Municipal | 4.75 | 5.00 | 5.00 | 5.25 | 5.00 | -0.38 | -0.13 |
| | Chimaltenango | Mercado Municipal | 5.00 | 5.00 | 5.00 | 5.00 | 5.00 | 0.00 | 0.00 |
| | Chiquimula | La Terminal | 6.00 | 6.00 | 6.00 | 5.00 | 4.30 | 1.00 | 1.70 |
| | Huehuetenango | La Terminal | 4.50 | 5.00 | 4.88 | 4.63 | 5.00 | 0.25 | -0.13 |
| | Jalapa | Mercado Municipal | 5.00 | 5.00 | 5.00 | 4.58 | 5.00 | 0.42 | 0.00 |
| | Jutiapa | La Terminal | 5.00 | 6.00 | 5.25 | 5.80 | --- | -0.55 | --- |
| | Petén | La Terminal | 5.00 | 5.00 | 5.00 | 5.00 | 6.00 | 0.00 | -1.00 |
| | Quetzaltenango | La Terminal | 8.00 | 8.00 | 8.00 | 8.00 | 7.00 | 0.00 | 1.00 |
| | Quiché* | La Terminal | 5.00 | 5.00 | 5.00 | 5.00 | 6.00 | 0.00 | -1.00 |
| | San Marcos | Plaza la Terminal | 5.00 | 5.00 | 5.00 | 5.00 | 5.00 | 0.00 | 0.00 |
| | Sololá | Mercado Municipal | 4.75 | 4.75 | 4.75 | 5.31 | 6.00 | -0.56 | -1.25 |
| | Totonicapán | Mercado Municipal | 5.00 | 5.00 | 5.00 | 5.00 | 6.00 | 0.00 | -1.00 |
| | Zacapa | Mercado Municipal | 5.00 | 5.50 | 5.25 | 6.00 | --- | -0.75 | --- |

Cifras expresadas en quetzales

Planeamiento

|  | Frijol rojo, de primera, por libra | | Julio 2017 | | | Junio 2017 | Julio 2016 | Diferencia Mensual | Diferencia Anual |
|---|------------------------------------|---------|------------|------|------|------------|------------|--------------------|------------------|
| | Departamento | Mercado | Mín | Máx | Pro | | | | |
| Alta Verapaz | La Terminal | 7.00 | 7.00 | 7.00 | 6.00 | 7.00 | 1.00 | 0.00 | |
| Chiquimula | La Terminal | 8.00 | 8.00 | 8.00 | 8.00 | 8.00 | 0.00 | 0.00 | |
| Huehuetenango | La Terminal | 7.00 | 7.00 | 7.00 | 6.88 | 6.00 | 0.13 | 1.00 | |
| Jutiapa | La Terminal | 7.00 | 7.00 | 7.00 | 7.00 | --- | 0.00 | --- | |
| Petén | La Terminal | 7.00 | 7.00 | 7.00 | 7.00 | 7.00 | 0.00 | 0.00 | |
| Quiché* | La Terminal | 7.00 | 7.00 | 7.00 | 7.00 | 7.00 | 0.00 | 0.00 | |
| Chimaltenango | Mercado Municipal | 6.00 | 6.00 | 6.00 | 5.00 | 6.00 | 1.00 | 0.00 | |
| Baja Verapaz | Mercado Municipal | 7.50 | 8.00 | 7.75 | 6.88 | 8.00 | 0.88 | -0.25 | |
| Jalapa | Mercado Municipal | 5.50 | 5.50 | 5.50 | 6.92 | 6.00 | -1.42 | -0.50 | |
| Sololá | Mercado Municipal | 5.50 | 5.50 | 5.50 | 5.75 | 6.00 | -0.25 | -0.50 | |
| Zacapa | Mercado Municipal | 7.00 | 7.00 | 7.00 | 7.00 | --- | 0.00 | --- | |
| Chimaltenango* | Mercado Municipal | 5.00 | 5.00 | 5.00 | 4.50 | 5.50 | 0.50 | -0.50 | |
| Totonicapán* | Mercado Municipal | 6.00 | 7.00 | 6.25 | 6.00 | 8.00 | 0.25 | -1.75 | |
| San Marcos* | Plaza la Terminal | 7.00 | 7.00 | 7.00 | 6.00 | 6.00 | 1.00 | 1.00 | |

Cifras expresadas en quetzales

|  | Maíz amarillo, de primera, por libra | | Julio 2017 | | | Junio 2017 | Julio 2016 | Diferencia Mensual | Diferencia Anual |
|---|--------------------------------------|---------|------------|------|------|------------|------------|--------------------|------------------|
| | Departamento | Mercado | Mín | Máx | Pro | | | | |
| Huehuetenango | La Terminal | 1.20 | 1.40 | 1.29 | 1.33 | 1.50 | -0.04 | -0.21 | |
| Jutiapa | La Terminal | 1.50 | 1.50 | 1.50 | 1.50 | --- | 0.00 | --- | |
| Petén | La Terminal | 1.35 | 1.35 | 1.35 | 1.30 | 1.35 | 0.05 | 0.00 | |
| Quetzaltenango | La Terminal | 1.70 | 1.70 | 1.70 | 1.70 | 1.85 | 0.00 | -0.15 | |
| Chimaltenango | Mercado Municipal | 1.50 | 1.50 | 1.50 | 1.50 | 1.60 | 0.00 | -0.10 | |
| Baja Verapaz | Mercado Municipal | 1.00 | 1.25 | 1.13 | 1.38 | 1.00 | -0.25 | 0.13 | |
| Jalapa | Mercado Municipal | 1.25 | 1.25 | 1.25 | 1.25 | 1.53 | 0.00 | -0.28 | |
| Sololá | Mercado Municipal | 1.50 | 1.75 | 1.69 | 1.75 | 1.70 | -0.06 | -0.01 | |
| Totonicapán | Mercado Municipal | 2.00 | 2.00 | 2.00 | 1.50 | --- | 0.50 | --- | |
| Zacapa | Mercado Municipal | 1.40 | 1.50 | 1.45 | 1.60 | --- | -0.15 | --- | |
| San Marcos | Plaza la Terminal | 1.80 | 1.80 | 1.80 | 1.50 | 2.00 | 0.30 | -0.20 | |
| Quiché* | La Terminal | 1.80 | 1.80 | 1.80 | 1.80 | 2.00 | 0.00 | -0.20 | |
| Chimaltenango* | Mercado Municipal | 1.45 | 1.45 | 1.45 | 1.45 | 1.55 | 0.00 | -0.10 | |

Cifras expresadas en quetzales

|  | Maíz blanco, de primera, por libra | | Julio 2017 | | | Junio 2017 | Julio 2016 | Diferencia Mensual | Diferencia Anual |
|---|------------------------------------|---------|------------|------|------|------------|------------|--------------------|------------------|
| | Departamento | Mercado | Mín | Máx | Pro | | | | |
| Alta Verapaz | La Terminal | 1.00 | 1.00 | 1.00 | 1.00 | 1.50 | 0.00 | -0.50 | |
| Baja Verapaz | Mercado Municipal | 1.00 | 1.10 | 1.10 | 1.10 | 1.10 | -0.05 | -0.05 | |
| Chimaltenango | Mercado Municipal | 1.60 | 1.60 | 1.60 | 1.60 | 1.70 | 0.00 | -0.10 | |
| Chiquimula | La Terminal | 1.30 | 1.30 | 1.30 | 1.23 | 1.50 | 0.08 | -0.20 | |
| Huehuetenango | La Terminal | 1.20 | 1.30 | 1.25 | 1.30 | 1.30 | -0.05 | -0.05 | |
| Jalapa | Mercado Municipal | 1.25 | 1.25 | 1.25 | 1.00 | 2.03 | 0.25 | -0.78 | |
| Jutiapa | La Terminal | 1.25 | 1.25 | 1.25 | 1.25 | 1.75 | 0.00 | -0.50 | |
| Petén | La Terminal | 1.20 | 1.20 | 1.20 | 1.02 | 1.25 | 0.18 | -0.05 | |
| Quetzaltenango | La Terminal | 1.80 | 1.80 | 1.80 | 1.80 | 1.83 | 0.00 | -0.03 | |
| Quiché* | La Terminal | 2.00 | 2.00 | 2.00 | 2.00 | 2.00 | 0.00 | 0.00 | |
| San Marcos | Plaza la Terminal | 1.50 | 1.50 | 1.50 | 1.30 | 1.75 | 0.20 | -0.25 | |
| Sololá | Mercado Municipal | 1.75 | 1.75 | 1.75 | 1.75 | 1.50 | 0.00 | 0.25 | |
| Totonicapán | Mercado Municipal | 2.00 | 2.00 | 2.00 | 1.50 | --- | 0.50 | --- | |
| Zacapa | Mercado Municipal | 1.25 | 1.30 | 1.28 | 1.25 | --- | 0.03 | --- | |

Cifras expresadas en quetzales




Hortalizas

|  | Cebolla blanca grande, con tallo, de primera manojo de 10 unidades | | Julio 2017 | | | Junio 2017 | Julio 2016 | Diferencia Mensual | Diferencia Anual |
|---|--|-------------------|------------|-------|-------|------------|------------|--------------------|------------------|
| | Departamento | Mercado | Mín | Máx | Pro | | | | |
| | Jutiapa | La Terminal | 10.00 | 10.00 | 10.00 | 10.00 | --- | 0.00 | --- |
| | Petén | La Terminal | 10.00 | 12.00 | 11.00 | 12.00 | 10.00 | -1.00 | 1.00 |
| | Quetzaltenango | La Terminal | 8.00 | 9.00 | 8.50 | 8.00 | 7.00 | 0.50 | 1.50 |
| | Quiché* | La Terminal | 5.50 | 5.50 | 5.50 | 5.50 | 6.00 | 0.00 | -0.50 |
| | Totonicapán* | Mercado Municipal | 7.00 | 8.00 | 7.25 | 7.00 | 9.50 | 0.25 | -2.25 |

Cifras expresadas en quetzales

|  | Cebolla blanca mediana, con tallo, de primera manojo de 10 unidades | | Julio 2017 | | | Junio 2017 | Julio 2016 | Diferencia Mensual | Diferencia Anual |
|---|---|-------------------|------------|-------|------|------------|------------|--------------------|------------------|
| | Departamento | Mercado | Mín | Máx | Pro | | | | |
| | Chimaltenango | Mercado Municipal | 7.00 | 7.00 | 7.00 | 7.00 | 8.00 | 0.00 | -1.00 |
| | Jalapa | Mercado Municipal | 4.50 | 4.50 | 4.50 | 2.58 | 4.50 | 1.92 | 0.00 |
| | Sololá | Mercado Municipal | 5.75 | 5.75 | 5.75 | 6.19 | 5.00 | -0.44 | 0.75 |
| | Zacapa | Mercado Municipal | 5.00 | 5.00 | 5.00 | 5.00 | --- | 0.00 | --- |
| | Alta Verapaz* | La Terminal | 4.00 | 5.00 | 4.50 | 4.75 | 3.00 | -0.25 | 1.50 |
| | Huehuetenango* | La Terminal | 1.00 | 1.50 | 1.25 | 1.25 | 1.00 | 0.00 | 0.25 |
| | Petén* | La Terminal | 7.00 | 8.00 | 7.75 | 8.00 | 8.00 | -0.25 | -0.25 |
| | Chimaltenango* | Mercado Municipal | 5.00 | 5.00 | 5.00 | 5.00 | 5.00 | 0.00 | 0.00 |
| | Baja Verapaz* | Mercado Municipal | 4.50 | 12.25 | 8.38 | 9.00 | 3.75 | -0.63 | 4.63 |
| | Sololá* | Mercado Municipal | 4.25 | 4.75 | 4.38 | 4.19 | 3.50 | 0.19 | 0.88 |
| | San Marcos* | Plaza la Terminal | 3.00 | 6.00 | 4.00 | 3.00 | 3.00 | 1.00 | 1.00 |

Cifras expresadas en quetzales

|  | Cebolla blanca seca, grande, nacional, de primera, por libra | | Julio 2017 | | | Junio 2017 | Julio 2016 | Diferencia Mensual | Diferencia Anual |
|---|--|-------------------|------------|------|------|------------|------------|--------------------|------------------|
| | Departamento | Mercado | Mín | Máx | Pro | | | | |
| | Huehuetenango | La Terminal | 1.50 | 3.25 | 2.19 | 2.13 | 2.00 | 0.06 | 0.19 |
| | Jutiapa | La Terminal | 5.00 | 5.00 | 5.00 | 5.00 | --- | 0.00 | --- |
| | Baja Verapaz | Mercado Municipal | 2.50 | 3.50 | 3.00 | 2.63 | 2.00 | 0.38 | 1.00 |
| | Jalapa | Mercado Municipal | 6.25 | 6.25 | 6.25 | 3.00 | 4.25 | 3.25 | 2.00 |
| | Totonicapán | Mercado Municipal | 2.50 | 2.50 | 2.50 | 2.00 | 4.00 | 0.50 | -1.50 |

Cifras expresadas en quetzales

|  | Cebolla blanca seca, mediana, nacional, de primera, por libra | | Julio 2017 | | | Junio 2017 | Julio 2016 | Diferencia Mensual | Diferencia Anual |
|---|---|-------------------|------------|------|------|------------|------------|--------------------|------------------|
| | Departamento | Mercado | Mín | Máx | Pro | | | | |
| | Petén | La Terminal | 4.00 | 4.00 | 4.00 | 3.60 | 3.50 | 0.40 | 0.50 |
| | Quetzaltenango | La Terminal | 4.00 | 4.00 | 4.00 | 4.00 | 2.38 | 0.00 | 1.63 |
| | Chimaltenango | Mercado Municipal | 2.50 | 2.50 | 2.50 | 2.38 | 3.00 | 0.13 | -0.50 |
| | Sololá | Mercado Municipal | 2.75 | 3.25 | 2.88 | 2.81 | 3.00 | 0.06 | -0.13 |
| | San Marcos | Plaza la Terminal | 3.00 | 6.00 | 4.38 | 2.25 | 4.00 | 2.13 | 0.38 |
| | Quiché* | La Terminal | 2.00 | 2.00 | 2.00 | 2.00 | 3.50 | 0.00 | -1.50 |
| | Chimaltenango* | Mercado Municipal | 2.00 | 2.00 | 2.00 | 1.88 | 2.50 | 0.13 | -0.50 |
| | Sololá* | Mercado Municipal | 2.25 | 2.75 | 2.38 | 2.31 | 3.00 | 0.06 | -0.63 |


Cifras expresadas en quetzales



Planeamiento

|  | Chile pimiento grande, de primera, por unidad | | Julio 2017 | | | Junio 2017 | Julio 2016 | Diferencia Mensual | Diferencia Anual |
|---|---|-------------------|------------|------|------|------------|------------|--------------------|------------------|
| | Departamento | Mercado | Mín | Máx | Pro | | | | |
| | Alta Verapaz | La Terminal | 1.00 | 1.50 | 1.25 | 1.25 | 2.50 | 0.00 | -1.25 |
| | Huehuetenango | La Terminal | 1.00 | 1.50 | 1.38 | 1.50 | 2.00 | -0.13 | -0.63 |
| | Jutiapa | La Terminal | 2.00 | 2.00 | 2.00 | 2.00 | --- | 0.00 | --- |
| | Petén | La Terminal | 2.50 | 3.00 | 2.75 | 2.50 | 2.50 | 0.25 | 0.25 |
| | Quetzaltenango | La Terminal | 2.00 | 2.50 | 2.25 | 2.00 | 2.75 | 0.25 | -0.50 |
| | Quiché* | La Terminal | 2.50 | 2.50 | 2.50 | 2.50 | 2.75 | 0.00 | -0.25 |
| | Chimaltenango | Mercado Municipal | 2.50 | 2.50 | 2.50 | 1.75 | 1.50 | 0.75 | 1.00 |
| | Baja Verapaz | Mercado Municipal | 1.25 | 1.75 | 1.50 | 2.25 | 1.25 | -0.75 | 0.25 |
| | Jalapa | Mercado Municipal | 2.50 | 2.50 | 2.50 | 2.75 | 1.63 | -0.25 | 0.88 |
| | Sololá | Mercado Municipal | 2.25 | 2.25 | 2.25 | 1.94 | 2.50 | 0.31 | -0.25 |
| | San Marcos | Plaza la Terminal | 2.00 | 2.00 | 2.00 | 1.00 | 2.00 | 1.00 | 0.00 |


Cifras expresadas en quetzales

|  | Chile pimiento, mediano, de primera, por unidad | | Julio 2017 | | | Junio 2017 | Julio 2016 | Diferencia Mensual | Diferencia Anual |
|---|---|-------------------|------------|------|------|------------|------------|--------------------|------------------|
| | Departamento | Mercado | Mín | Máx | Pro | | | | |
| | Chimaltenango | Mercado Municipal | 1.50 | 1.50 | 1.50 | 1.38 | 1.25 | 0.13 | 0.25 |
| | Sololá | Mercado Municipal | 1.50 | 1.50 | 1.50 | 1.38 | 2.00 | 0.13 | -0.50 |
| | Totonicapán* | Mercado Municipal | 2.00 | 2.00 | 2.00 | 2.50 | 2.00 | -0.50 | 0.00 |
| | Zacapa* | Mercado Municipal | 3.00 | 5.00 | 4.00 | 3.00 | --- | 1.00 | --- |

Cifras expresadas en quetzales


|  | Güisquil grande, de primera (5 unidades) | | Julio 2017 | | | Junio 2017 | Julio 2016 | Diferencia Mensual | Diferencia Anual |
|---|--|-------------------|------------|-------|-------|------------|------------|--------------------|------------------|
| | Departamento | Mercado | Mín | Máx | Pro | | | | |
| | Alta Verapaz | La Terminal | 7.50 | 8.75 | 8.13 | 7.50 | 6.00 | 0.63 | 2.13 |
| | Huehuetenango | La Terminal | 1.50 | 2.25 | 1.88 | 1.50 | 3.00 | 0.38 | -1.13 |
| | Jutiapa | La Terminal | 15.00 | 20.00 | 16.25 | 14.00 | --- | 2.25 | --- |
| | Quiché* | La Terminal | 17.00 | 17.00 | 17.00 | 17.00 | 10.00 | 0.00 | 7.00 |
| | Chimaltenango | Mercado Municipal | 10.00 | 10.00 | 10.00 | 12.00 | 7.50 | -2.00 | 2.50 |
| | Baja Verapaz | Mercado Municipal | 2.00 | 2.50 | 2.25 | 1.50 | 2.00 | 0.75 | 0.25 |
| | Jalapa | Mercado Municipal | 6.00 | 6.00 | 6.00 | 5.83 | 10.00 | 0.17 | -4.00 |
| | Sololá | Mercado Municipal | 9.00 | 11.00 | 9.50 | 10.00 | 12.50 | -0.50 | -3.00 |
| | Totonicapán | Mercado Municipal | 15.00 | 15.00 | 15.00 | 10.63 | 12.50 | 4.38 | 2.50 |
| | San Marcos | Plaza la Terminal | 5.00 | 10.00 | 8.75 | 4.00 | 10.00 | 4.75 | -1.25 |
| | Quetzaltenango* | La Terminal | 20.00 | 20.00 | 20.00 | 20.00 | 13.75 | 0.00 | 6.25 |
| | Zacapa* | Mercado Municipal | 5.00 | 5.00 | 5.00 | 4.00 | --- | 1.00 | --- |

Cifras expresadas en quetzales

|  | Güisquil mediano, de primera (5 unidades) | | Julio 2017 | | | Junio 2017 | Julio 2016 | Diferencia Mensual | Diferencia Anual |
|---|---|-------------------|------------|-------|-------|------------|------------|--------------------|------------------|
| | Departamento | Mercado | Mín | Máx | Pro | | | | |
| | Petén | La Terminal | 15.00 | 15.00 | 15.00 | 15.00 | 15.00 | 0.00 | 0.00 |
| | Chimaltenango | Mercado Municipal | 6.00 | 6.00 | 6.00 | 10.00 | 5.00 | -4.00 | 1.00 |
| | Sololá | Mercado Municipal | 8.50 | 9.50 | 8.75 | 8.88 | 10.00 | -0.13 | -1.25 |

Cifras expresadas en quetzales



|  | Papa larga, lavada, grande, de primera, por libra | | Julio 2017 | | | Junio 2017 | Julio 2016 | Diferencia Mensual | Diferencia Anual |
|---|---|-------------------|------------|------|------|------------|------------|--------------------|------------------|
| | Departamento | Mercado | Mín | Máx | Pro | | | | |
| | Huehuetenango | La Terminal | 1.50 | 2.50 | 1.88 | 1.88 | 1.50 | 0.00 | 0.38 |
| | Jutiapa | La Terminal | 2.50 | 3.00 | 2.75 | 2.60 | --- | 0.15 | --- |
| | Chimaltenango | Mercado Municipal | 2.50 | 2.50 | 2.50 | 2.50 | 3.00 | 0.00 | -0.50 |
| | Baja Verapaz | Mercado Municipal | 2.25 | 3.00 | 2.63 | 3.00 | 2.00 | -0.38 | 0.63 |
| | Sololá | Mercado Municipal | 2.75 | 2.75 | 2.75 | 2.75 | 3.00 | 0.00 | -0.25 |
| | Totonicapán | Mercado Municipal | 2.50 | 3.00 | 2.63 | 2.63 | 3.00 | 0.00 | -0.38 |
| | Zacapa* | Mercado Municipal | 5.00 | 5.00 | 5.00 | 5.00 | --- | 0.00 | --- |


Cifras expresadas en quetzales

|  | Papa larga, lavada, mediana, de primera, por libra | | Julio 2017 | | | Junio 2017 | Julio 2016 | Diferencia Mensual | Diferencia Anual |
|---|--|-------------------|------------|------|------|------------|------------|--------------------|------------------|
| | Departamento | Mercado | Mín | Máx | Pro | | | | |
| | Petén | La Terminal | 3.50 | 4.00 | 3.63 | 3.70 | 3.50 | -0.08 | 0.13 |
| | Quetzaltenango | La Terminal | 2.00 | 2.00 | 2.00 | 2.00 | 2.25 | 0.00 | -0.25 |
| | Chimaltenango | Mercado Municipal | 2.00 | 2.00 | 2.00 | 2.00 | 2.50 | 0.00 | -0.50 |
| | Sololá | Mercado Municipal | 2.25 | 2.50 | 2.31 | 2.31 | 2.50 | 0.00 | -0.19 |
| | Quiché* | La Terminal | 2.50 | 2.50 | 2.50 | 2.50 | 2.75 | 0.00 | -0.25 |
| | Jalapa* | Mercado Municipal | 2.25 | 2.25 | 2.25 | 2.58 | 1.75 | -0.33 | 0.50 |

Cifras expresadas en quetzales

|  | Papa Loman, lavada, grande, de primera, por libra | | Julio 2017 | | | Junio 2017 | Julio 2016 | Diferencia Mensual | Diferencia Anual |
|---|---|-------------------|------------|------|------|------------|------------|--------------------|------------------|
| | Departamento | Mercado | Mín | Máx | Pro | | | | |
| | Huehuetenango | La Terminal | 2.00 | 2.50 | 2.19 | 2.00 | 1.50 | 0.19 | 0.69 |
| | Jutiapa | La Terminal | 3.00 | 3.50 | 3.13 | 3.10 | --- | 0.03 | --- |
| | Quetzaltenango | La Terminal | 2.50 | 2.50 | 2.50 | 2.50 | 2.55 | 0.00 | -0.05 |
| | Chimaltenango | Mercado Municipal | 2.50 | 2.50 | 2.50 | 2.50 | 3.00 | 0.00 | -0.50 |
| | Baja Verapaz | Mercado Municipal | 2.50 | 3.00 | 2.75 | 3.00 | 3.00 | -0.25 | -0.25 |
| | Jalapa | Mercado Municipal | 2.75 | 2.75 | 2.75 | 3.17 | 2.75 | -0.42 | 0.00 |
| | Sololá | Mercado Municipal | 2.75 | 2.75 | 2.75 | 2.69 | 3.00 | 0.06 | -0.25 |
| | Totonicapán | Mercado Municipal | 2.50 | 3.00 | 2.63 | 2.63 | 3.00 | 0.00 | -0.38 |
| | San Marcos | Plaza la Terminal | 3.50 | 3.50 | 3.50 | 2.50 | 3.50 | 1.00 | 0.00 |
| | Zacapa* | Mercado Municipal | 5.00 | 5.00 | 5.00 | 5.00 | --- | 0.00 | --- |

Cifras expresadas en quetzales

|  | Papa Loman, lavada, mediana, de primera, por libra | | Julio 2017 | | | Junio 2017 | Julio 2016 | Diferencia Mensual | Diferencia Anual |
|---|--|-------------------|------------|------|------|------------|------------|--------------------|------------------|
| | Departamento | Mercado | Mín | Máx | Pro | | | | |
| | Petén | La Terminal | 3.00 | 4.00 | 3.38 | 3.40 | 3.50 | -0.03 | -0.13 |
| | Chimaltenango | Mercado Municipal | 2.00 | 2.00 | 2.00 | 2.00 | 2.50 | 0.00 | -0.50 |
| | Sololá | Mercado Municipal | 2.50 | 2.75 | 2.63 | 2.50 | 2.50 | 0.13 | 0.13 |
| | San Marcos | Plaza la Terminal | 2.50 | 2.50 | 2.50 | 2.00 | 2.50 | 0.50 | 0.00 |
| | Quiché* | La Terminal | 2.25 | 2.25 | 2.25 | 2.25 | 3.00 | 0.00 | -0.75 |

Cifras expresadas en quetzales



Planeamiento

|  | Pepino grande, de primera, por unidad | | Julio 2017 | | | Junio 2017 | Julio 2016 | Diferencia Mensual | Diferencia Anual |
|---|---------------------------------------|-------------------|------------|------|------|------------|------------|--------------------|------------------|
| | Departamento | Mercado | Mín | Máx | Pro | | | | |
| | Huehuetenango | La Terminal | 1.00 | 1.50 | 1.25 | 1.50 | 2.00 | -0.25 | -0.75 |
| | Jutiapa | La Terminal | 1.50 | 2.00 | 1.75 | 2.00 | --- | -0.25 | --- |
| | Petén | La Terminal | 2.50 | 3.00 | 2.88 | 2.60 | 3.00 | 0.28 | -0.13 |
| | Chimaltenango | Mercado Municipal | 2.00 | 2.00 | 2.00 | 2.00 | 1.50 | 0.00 | 0.50 |
| | Baja Verapaz | Mercado Municipal | 1.00 | 1.00 | 1.00 | 2.00 | 1.00 | -1.00 | 0.00 |
| | Jalapa | Mercado Municipal | 1.50 | 1.50 | 1.50 | 2.50 | 1.50 | -1.00 | 0.00 |
| | Sololá | Mercado Municipal | 2.00 | 2.00 | 2.00 | 2.06 | 2.50 | -0.06 | -0.50 |
| | Totonicapán | Mercado Municipal | 1.50 | 2.00 | 1.75 | 2.00 | 2.00 | -0.25 | -0.25 |
| | San Marcos | Plaza la Terminal | 2.00 | 3.50 | 2.38 | 2.00 | 2.00 | 0.38 | 0.38 |
| | Quetzaltenango* | La Terminal | 2.00 | 2.00 | 2.00 | 2.00 | 1.50 | 0.00 | 0.50 |

Cifras expresadas en quetzales

|  | Pepino mediano, de primera, por unidad | | Julio 2017 | | | Junio 2017 | Julio 2016 | Diferencia Mensual | Diferencia Anual |
|---|--|-------------------|------------|------|------|------------|------------|--------------------|------------------|
| | Departamento | Mercado | Mín | Máx | Pro | | | | |
| | Alta Verapaz | La Terminal | 1.00 | 1.00 | 1.00 | 1.75 | 2.00 | -0.75 | -1.00 |
| | Chimaltenango | Mercado Municipal | 1.50 | 1.50 | 1.50 | 1.50 | 1.25 | 0.00 | 0.25 |
| | Sololá | Mercado Municipal | 1.75 | 1.75 | 1.75 | 1.81 | 2.50 | -0.06 | -0.75 |
| | San Marcos | Plaza la Terminal | 1.50 | 2.50 | 1.75 | 1.00 | 1.25 | 0.75 | 0.50 |
| | Quiché* | La Terminal | 2.00 | 2.00 | 2.00 | 2.00 | 1.75 | 0.00 | 0.25 |
| | Zacapa* | Mercado Municipal | 1.00 | 1.00 | 1.00 | 1.00 | --- | 0.00 | --- |

Cifras expresadas en quetzales

|  | Repollo blanco, grande, de primera, por unidad | | Julio 2017 | | | Junio 2017 | Julio 2016 | Diferencia Mensual | Diferencia Anual |
|---|--|-------------------|------------|------|------|------------|------------|--------------------|------------------|
| | Departamento | Mercado | Mín | Máx | Pro | | | | |
| | Huehuetenango | La Terminal | 3.00 | 5.00 | 3.69 | 3.50 | 3.00 | 0.19 | 0.69 |
| | Jutiapa | La Terminal | 7.00 | 8.00 | 7.75 | 7.00 | --- | 0.75 | --- |
| | Jalapa | Mercado Municipal | 7.00 | 7.00 | 7.00 | 5.58 | 5.00 | 1.42 | 2.00 |
| | Sololá | Mercado Municipal | 3.00 | 3.00 | 3.00 | 3.00 | 2.50 | 0.00 | 0.50 |
| | Totonicapán | Mercado Municipal | 4.00 | 5.00 | 4.25 | 3.75 | 4.00 | 0.50 | 0.25 |
| | San Marcos | Plaza la Terminal | 4.00 | 4.00 | 4.00 | 4.00 | 4.50 | 0.00 | -0.50 |
| | Chimaltenango* | Mercado Municipal | 6.00 | 6.00 | 6.00 | 4.50 | 3.50 | 1.50 | 2.50 |
| | Baja Verapaz* | Mercado Municipal | 5.00 | 5.00 | 5.00 | 5.75 | 5.00 | -0.75 | 0.00 |

Cifras expresadas en quetzales

|  | Repollo blanco, mediano, de primera, por unidad | | Julio 2017 | | | Junio 2017 | Julio 2016 | Diferencia Mensual | Diferencia Anual |
|---|---|-------------------|------------|-------|-------|------------|------------|--------------------|------------------|
| | Departamento | Mercado | Mín | Máx | Pro | | | | |
| | Huehuetenango | La Terminal | 3.00 | 4.50 | 3.38 | 3.75 | 3.00 | -0.38 | 0.38 |
| | Petén | La Terminal | 6.00 | 6.00 | 6.00 | 6.40 | 6.00 | -0.40 | 0.00 |
| | Quetzaltenango | La Terminal | 5.00 | 6.00 | 5.50 | 5.00 | 4.25 | 0.50 | 1.25 |
| | Sololá | Mercado Municipal | 2.25 | 2.25 | 2.25 | 2.31 | 3.00 | -0.06 | -0.75 |
| | San Marcos | Plaza la Terminal | 3.00 | 3.00 | 3.00 | 3.00 | 3.00 | 0.00 | 0.00 |
| | Quiché* | La Terminal | 4.00 | 4.00 | 4.00 | 4.00 | 5.00 | 0.00 | -1.00 |
| | Zacapa* | Mercado Municipal | 10.00 | 10.00 | 10.00 | 8.00 | --- | 2.00 | --- |


Cifras expresadas en quetzales



Planeamiento

|  | Tomate industrial, grande, de primera, por libra | | Julio 2017 | | | Junio 2017 | Julio 2016 | Diferencia Mensual | Diferencia Anual |
|---|--|-------------------|------------|------|------|------------|------------|--------------------|------------------|
| | Departamento | Mercado | Mín | Máx | Pro | | | | |
| | Huehuetenango | La Terminal | 3.00 | 5.25 | 3.69 | 2.50 | 2.00 | 1.19 | 1.69 |
| | Jutiapa | La Terminal | 5.00 | 7.00 | 6.50 | 5.00 | --- | 1.50 | --- |
| | Quetzaltenango | La Terminal | 2.50 | 6.00 | 4.25 | 2.50 | 3.25 | 1.75 | 1.00 |
| | Baja Verapaz | Mercado Municipal | 2.50 | 6.50 | 4.50 | 3.88 | 2.50 | 0.63 | 2.00 |
| | Jalapa | Mercado Municipal | 7.50 | 7.50 | 7.50 | 3.17 | 3.25 | 4.33 | 4.25 |
| | Sololá | Mercado Municipal | 4.50 | 5.25 | 4.81 | 3.06 | 2.50 | 1.75 | 2.31 |
| | Totonicapán | Mercado Municipal | 4.50 | 7.00 | 5.63 | 3.13 | 4.50 | 2.50 | 1.13 |
| | San Marcos | Plaza la Terminal | 4.00 | 6.50 | 5.13 | 2.25 | 4.00 | 2.88 | 1.13 |

Cifras expresadas en quetzales

|  | Tomate industrial, mediano, de primera, por libra | | Julio 2017 | | | Junio 2017 | Julio 2016 | Diferencia Mensual | Diferencia Anual |
|---|---|-------------------|------------|-------|------|------------|------------|--------------------|------------------|
| | Departamento | Mercado | Mín | Máx | Pro | | | | |
| | Alta Verapaz | La Terminal | 2.00 | 4.00 | 3.00 | 2.50 | 3.75 | 0.50 | -0.75 |
| | Sololá | Mercado Municipal | 3.75 | 5.50 | 4.56 | 2.44 | 2.25 | 2.13 | 2.31 |
| | Quiché* | La Terminal | 2.50 | 7.00 | 4.00 | 2.67 | 2.75 | 1.33 | 1.25 |
| | Zacapa* | Mercado Municipal | 5.00 | 10.00 | 7.50 | 6.00 | --- | 1.50 | --- |

Cifras expresadas en quetzales

|  | Zanahoria grande, de primera, por docena | | Julio 2017 | | | Junio 2017 | Julio 2016 | Diferencia Mensual | Diferencia Anual |
|--|--|-------------------|------------|-------|-------|------------|------------|--------------------|------------------|
| | Departamento | Mercado | Mín | Máx | Pro | | | | |
| | Huehuetenango | La Terminal | 10.00 | 10.00 | 10.00 | 10.00 | 10.00 | 0.00 | 0.00 |
| | Jutiapa | La Terminal | 20.00 | 30.00 | 23.13 | 22.50 | --- | 0.63 | --- |
| | Chimaltenango | Mercado Municipal | 18.00 | 18.00 | 18.00 | 15.00 | 10.00 | 3.00 | 8.00 |
| | Baja Verapaz | Mercado Municipal | 15.00 | 16.25 | 15.63 | 16.25 | 15.00 | -0.63 | 0.63 |
| | Jalapa | Mercado Municipal | 20.75 | 20.75 | 20.75 | 20.00 | 17.00 | 0.75 | 3.75 |
| | Sololá | Mercado Municipal | 8.75 | 8.75 | 8.75 | 9.06 | 12.00 | -0.31 | -3.25 |
| | San Marcos | Plaza la Terminal | 10.00 | 12.00 | 11.00 | 8.00 | 6.00 | 3.00 | 5.00 |
| | Quetzaltenango* | La Terminal | 8.00 | 9.00 | 8.50 | 8.00 | 6.00 | 0.50 | 2.50 |
| | Quiché* | La Terminal | 17.00 | 17.00 | 17.00 | 17.00 | 13.50 | 0.00 | 3.50 |
| | Totonicapán* | Mercado Municipal | 8.00 | 12.00 | 10.50 | 7.50 | 3.50 | 3.00 | 7.00 |


Cifras expresadas en quetzales

|  | Zanahoria mediana, de primera, por docena | | Julio 2017 | | | Junio 2017 | Julio 2016 | Diferencia Mensual | Diferencia Anual |
|---|---|-------------------|------------|-------|-------|------------|------------|--------------------|------------------|
| | Departamento | Mercado | Mín | Máx | Pro | | | | |
| | Alta Verapaz | La Terminal | 15.00 | 15.00 | 15.00 | 16.50 | 11.00 | -1.50 | 4.00 |
| | Petén | La Terminal | 15.00 | 15.00 | 15.00 | 15.20 | 25.00 | -0.20 | -10.00 |
| | Chimaltenango | Mercado Municipal | 12.00 | 12.00 | 12.00 | 12.00 | 8.00 | 0.00 | 4.00 |
| | Sololá | Mercado Municipal | 6.75 | 6.75 | 6.75 | 6.81 | 9.00 | -0.06 | -2.25 |
| | San Marcos | Plaza la Terminal | 6.00 | 8.00 | 7.00 | 4.00 | 4.00 | 3.00 | 3.00 |
| | Zacapa* | Mercado Municipal | 10.00 | 12.50 | 11.25 | 12.00 | --- | -0.75 | --- |

Cifras expresadas en quetzales



Frutas

|  | Aguacate criollo, grande, de segunda, por unidad | | Julio 2017 | | | Junio 2017 | Julio 2016 | Diferencia Mensual | Diferencia Anual |
|---|--|-------------------|------------|------|------|------------|------------|--------------------|------------------|
| | Departamento | Mercado | Mín | Máx | Pro | | | | |
| | Quetzaltenango* | La Terminal | 1.50 | 2.00 | 1.75 | 1.50 | 4.25 | 0.25 | -2.50 |
| | Baja Verapaz* | Mercado Municipal | 1.00 | 1.00 | 1.00 | 1.25 | 1.00 | -0.25 | 0.00 |
| | Zacapa* | Mercado Municipal | 4.00 | 5.00 | 4.50 | 4.00 | --- | 0.50 | --- |

Cifras expresadas en quetzales

|  | Aguacate criollo, mediano, de primera, por unidad | | Julio 2017 | | | Junio 2017 | Julio 2016 | Diferencia Mensual | Diferencia Anual |
|---|---|-------------------|------------|------|------|------------|------------|--------------------|------------------|
| | Departamento | Mercado | Mín | Máx | Pro | | | | |
| | Alta Verapaz | La Terminal | 1.00 | 1.00 | 1.00 | 1.00 | 3.00 | 0.00 | -2.00 |
| | Chiquimula | La Terminal | 3.00 | 3.00 | 3.00 | 5.00 | 6.50 | -2.00 | -3.50 |
| | Petén | La Terminal | 1.00 | 1.00 | 1.00 | 2.20 | 2.50 | -1.20 | -1.50 |
| | Chimaltenango | Mercado Municipal | 3.00 | 3.00 | 3.00 | 2.00 | 4.00 | 1.00 | -1.00 |
| | Sololá | Mercado Municipal | 2.25 | 2.25 | 2.25 | 1.75 | 2.50 | 0.50 | -0.25 |
| | San Marcos | Plaza la Terminal | 3.50 | 3.50 | 3.50 | 3.00 | 5.00 | 0.50 | -1.50 |
| | Quiché* | La Terminal | 1.50 | 1.50 | 1.50 | 1.50 | 3.00 | 0.00 | -1.50 |

*De segunda /Cifras expresadas en quetzales

|  | Aguacate Hass Azteca, nacional, grande, de primera, por unidad | | Julio 2017 | | | Junio 2017 | Julio 2016 | Diferencia Mensual | Diferencia Anual |
|---|--|-------------------|------------|------|------|------------|------------|--------------------|------------------|
| | Departamento | Mercado | Mín | Máx | Pro | | | | |
| | Huehuetenango | La Terminal | 1.50 | 2.50 | 2.06 | 2.25 | 2.50 | -0.19 | -0.44 |
| | Jutiapa | La Terminal | 6.00 | 7.00 | 6.75 | 6.40 | --- | 0.35 | --- |
| | Chimaltenango | Mercado Municipal | 3.50 | 3.50 | 3.50 | 3.50 | 3.50 | 0.00 | 0.00 |
| | Jalapa | Mercado Municipal | 3.75 | 3.75 | 3.75 | 4.25 | 5.00 | -0.50 | -1.25 |
| | San Marcos | Plaza la Terminal | 4.00 | 4.00 | 4.00 | 3.00 | 8.25 | 1.00 | -4.25 |
| | Quetzaltenango* | La Terminal | 3.00 | 3.25 | 3.13 | 3.06 | --- | 0.06 | --- |

Cifras expresadas en quetzales

|  | Aguacate Hass Azteca, nacional, mediano, de primera, por unidad | | Julio 2017 | | | Junio 2017 | Julio 2016 | Diferencia Mensual | Diferencia Anual |
|---|---|-------------------|------------|------|------|------------|------------|--------------------|------------------|
| | Departamento | Mercado | Mín | Máx | Pro | | | | |
| | Petén | La Terminal | 3.50 | 3.50 | 3.50 | 3.50 | 5.00 | 0.00 | -1.50 |
| | Zacapa | Mercado Municipal | 4.00 | 5.00 | 4.50 | 5.00 | --- | -0.50 | --- |
| | San Marcos | Plaza la Terminal | 3.50 | 3.50 | 3.50 | 3.00 | 5.00 | 0.50 | -1.50 |
| | Alta Verapaz* | La Terminal | 2.00 | 2.50 | 2.25 | 2.00 | 4.00 | 0.25 | -1.75 |
| | Baja Verapaz* | Mercado Municipal | 3.00 | 3.25 | 3.13 | 4.25 | 4.88 | -1.13 | -1.75 |

Cifras expresadas en quetzales



|  | Limón criollo, grande, de primera (5 unidades) | | Julio 2017 | | | Junio 2017 | Julio 2016 | Diferencia Mensual | Diferencia Anual |
|---|--|-------------------|------------|------|------|------------|------------|--------------------|------------------|
| | Departamento | Mercado | Mín | Máx | Pro | | | | |
| | Alta Verapaz | La Terminal | 1.25 | 1.25 | 1.25 | 1.25 | 3.00 | 0.00 | -1.75 |
| | Huehuetenango | La Terminal | 1.00 | 3.75 | 2.19 | 1.00 | 2.50 | 1.19 | -0.31 |
| | Jutiapa | La Terminal | 1.00 | 1.00 | 1.00 | 1.60 | --- | -0.60 | --- |
| | Quetzaltenango | La Terminal | 1.66 | 2.08 | 1.87 | 2.08 | 1.13 | -0.21 | 0.75 |
| | Jalapa | Mercado Municipal | 1.00 | 1.00 | 1.00 | 1.42 | 1.50 | -0.42 | -0.50 |
| | Sololá | Mercado Municipal | 2.75 | 2.75 | 2.75 | 5.06 | 5.00 | -2.31 | -2.25 |
| | Totonicapán | Mercado Municipal | 2.50 | 2.50 | 2.50 | 3.00 | 2.25 | -0.50 | 0.25 |
| | San Marcos | Plaza la Terminal | 2.00 | 4.00 | 3.00 | 2.00 | 4.50 | 1.00 | -1.50 |

Cifras expresadas en quetzales

|  | Limón criollo, mediano, de primera (5 unidades) | | Julio 2017 | | | Junio 2017 | Julio 2016 | Diferencia Mensual | Diferencia Anual |
|---|---|-------------------|------------|------|------|------------|------------|--------------------|------------------|
| | Departamento | Mercado | Mín | Máx | Pro | | | | |
| | Chimaltenango | Mercado Municipal | 1.00 | 1.00 | 1.00 | 2.50 | --- | -1.50 | --- |
| | Baja Verapaz | Mercado Municipal | 2.50 | 2.50 | 2.50 | 5.00 | 2.50 | -2.50 | 0.00 |
| | Sololá | Mercado Municipal | 2.50 | 3.25 | 2.94 | 3.63 | --- | -0.69 | --- |
| | Totonicapán | Mercado Municipal | 1.25 | 1.25 | 1.25 | 1.13 | 2.00 | 0.13 | -0.75 |
| | Petén* | La Terminal | 0.50 | 0.50 | 0.50 | 1.60 | 2.50 | -1.10 | -2.00 |
| | Quiché* | La Terminal | 2.50 | 2.50 | 2.50 | 2.50 | 1.50 | 0.00 | 1.00 |
| | Baja Verapaz* | Mercado Municipal | 1.00 | 1.25 | 1.13 | 4.00 | 1.25 | -2.88 | -0.13 |
| | Zacapa* | Mercado Municipal | 3.00 | 4.00 | 3.50 | 3.00 | --- | 0.50 | --- |


Cifras expresadas en quetzales

|  | Limón Persa, grande, de primera (5 unidades) | | Julio 2017 | | | Junio 2017 | Julio 2016 | Diferencia Mensual | Diferencia Anual |
|---|--|-------------------|------------|-------|-------|------------|------------|--------------------|------------------|
| | Departamento | Mercado | Mín | Máx | Pro | | | | |
| | Alta Verapaz | La Terminal | 5.00 | 5.00 | 5.00 | 3.75 | 2.25 | 1.25 | 2.75 |
| | Chiquimula | La Terminal | 10.00 | 10.00 | 10.00 | 15.00 | 10.00 | -5.00 | 0.00 |
| | Huehuetenango | La Terminal | 1.00 | 3.75 | 2.38 | 1.38 | 2.50 | 1.00 | -0.13 |
| | Jutiapa | La Terminal | 3.00 | 3.00 | 3.00 | 3.40 | 2.00 | -0.40 | 1.00 |
| | Petén | La Terminal | 1.00 | 1.00 | 1.00 | 2.00 | 5.00 | -1.00 | -4.00 |
| | Chimaltenango | Mercado Municipal | 2.00 | 2.00 | 2.00 | 3.25 | 4.00 | -1.25 | -2.00 |
| | Sololá | Mercado Municipal | 2.75 | 5.75 | 3.81 | 6.69 | 5.00 | -2.88 | -1.19 |
| | Zacapa | Mercado Municipal | 3.00 | 4.00 | 3.50 | 3.50 | --- | 0.00 | --- |
| | San Marcos | Plaza la Terminal | 2.50 | 5.00 | 3.88 | 3.00 | 6.00 | 0.88 | -2.13 |
| | Quetzaltenango* | La Terminal | 1.66 | 2.08 | 1.87 | 1.66 | 1.25 | 0.21 | 0.62 |
| | Jalapa* | Mercado Municipal | 1.25 | 1.25 | 1.25 | 4.42 | 3.00 | -3.17 | -1.75 |
| | Sololá* | Mercado Municipal | 3.00 | 4.00 | 3.56 | 5.69 | 7.50 | -2.13 | -3.94 |

Cifras expresadas en quetzales

|  | Limón Persa mediano, de primera (5 unidades) | | Julio 2017 | | | Junio 2017 | Julio 2016 | Diferencia Mensual | Diferencia Anual |
|---|--|-------------------|------------|------|------|------------|------------|--------------------|------------------|
| | Departamento | Mercado | Mín | Máx | Pro | | | | |
| | Baja Verapaz | Mercado Municipal | 5.00 | 5.00 | 5.00 | 10.00 | 5.00 | -5.00 | 0.00 |
| | Quiché* | La Terminal | 7.50 | 7.50 | 7.50 | 7.50 | 4.83 | 0.00 | 2.67 |
| | Sololá* | Mercado Municipal | 2.75 | 3.75 | 3.19 | 4.69 | 5.00 | -1.50 | -1.81 |

Cifras expresadas en quetzales

|  | Melón Cantaloupe, grande, de primera, por unidad | | Julio 2017 | | | Junio 2017 | Julio 2016 | Diferencia Mensual | Diferencia Anual |
|---|--|-------------------|------------|-------|-------|------------|------------|--------------------|------------------|
| | Departamento | Mercado | Mín | Máx | Pro | | | | |
| | Chiquimula | La Terminal | 8.00 | 8.00 | 8.00 | 10.00 | 10.00 | -2.00 | -2.00 |
| | Huehuetenango | La Terminal | 8.00 | 12.25 | 10.63 | 10.13 | --- | 0.50 | --- |
| | Jutiapa | La Terminal | 7.00 | 7.00 | 7.00 | 7.40 | --- | -0.40 | --- |
| | Quetzaltenango | La Terminal | 12.00 | 12.00 | 12.00 | 12.00 | 10.00 | 0.00 | 2.00 |
| | Sololá | Mercado Municipal | 9.50 | 9.50 | 9.50 | 9.50 | 10.00 | 0.00 | -0.50 |
| | Baja Verapaz* | Mercado Municipal | 10.00 | 10.00 | 10.00 | 9.00 | 12.25 | 1.00 | -2.25 |

Cifras expresadas en quetzales

|  | Melón Cantaloupe, mediano, de primera, por unidad | | Julio 2017 | | | Junio 2017 | Julio 2016 | Diferencia Mensual | Diferencia Anual |
|---|---|-------------------|------------|-------|-------|------------|------------|--------------------|------------------|
| | Departamento | Mercado | Mín | Máx | Pro | | | | |
| | Alta Verapaz | La Terminal | 8.00 | 10.00 | 9.00 | 9.00 | 8.50 | 0.00 | 0.50 |
| | Chiquimula | La Terminal | 6.00 | 6.00 | 6.00 | 8.00 | 10.00 | -2.00 | -4.00 |
| | Petén | La Terminal | 10.00 | 10.00 | 10.00 | 10.00 | 10.00 | 0.00 | 0.00 |
| | Sololá | Mercado Municipal | 8.00 | 8.00 | 8.00 | 7.00 | 10.00 | 1.00 | -2.00 |
| | Totonicapán | Mercado Municipal | 8.00 | 8.00 | 8.00 | 7.00 | 12.00 | 1.00 | -4.00 |
| | Zacapa | Mercado Municipal | 8.00 | 12.00 | 10.00 | 8.00 | --- | 2.00 | --- |
| | San Marcos | Plaza la Terminal | 6.00 | 8.00 | 7.50 | 8.00 | 4.50 | -0.50 | 3.00 |
| | Quiché* | La Terminal | 7.00 | 7.00 | 7.00 | 7.00 | 7.00 | 0.00 | 0.00 |
| | Chimaltenango* | Mercado Municipal | 6.00 | 6.00 | 6.00 | 5.00 | 8.00 | 1.00 | -2.00 |
| | Jalapa* | Mercado Municipal | 8.50 | 8.50 | 8.50 | 8.50 | 9.00 | 0.00 | -0.50 |

Cifras expresadas en quetzales

|  | Naranja de jugo, grande, de primera (5 unidades) | | Julio 2017 | | | Junio 2017 | Julio 2016 | Diferencia Mensual | Diferencia Anual |
|---|--|-------------------|------------|------|------|------------|------------|--------------------|------------------|
| | Departamento | Mercado | Mín | Máx | Pro | | | | |
| | Huehuetenango | La Terminal | 3.75 | 3.75 | 3.75 | 3.75 | 3.75 | 0.00 | 0.00 |
| | Jutiapa | La Terminal | 5.00 | 5.00 | 5.00 | 5.00 | --- | 0.00 | --- |
| | Petén | La Terminal | 5.00 | 5.00 | 5.00 | 5.00 | 5.00 | 0.00 | 0.00 |
| | Quetzaltenango | La Terminal | 4.25 | 4.25 | 4.25 | 4.25 | 3.50 | 0.00 | 0.75 |
| | Quiché* | La Terminal | 5.00 | 5.00 | 5.00 | 5.00 | 5.00 | 0.00 | 0.00 |
| | Sololá | Mercado Municipal | 6.00 | 6.00 | 6.00 | 7.13 | 7.00 | -1.13 | -1.00 |
| | San Marcos | Plaza la Terminal | 3.00 | 3.00 | 3.00 | 2.00 | 2.50 | 1.00 | 0.50 |

Cifras expresadas en quetzales

|  | Naranja de jugo, mediana, de primera (5 unidades) | | Julio 2017 | | | Junio 2017 | Julio 2016 | Diferencia Mensual | Diferencia Anual |
|---|---|-------------------|------------|-------|-------|------------|------------|--------------------|------------------|
| | Departamento | Mercado | Mín | Máx | Pro | | | | |
| | Baja Verapaz* | Mercado Municipal | 4.50 | 5.00 | 4.75 | 7.50 | 5.00 | -2.75 | -0.25 |
| | Jalapa* | Mercado Municipal | 3.25 | 3.25 | 3.25 | 3.42 | 3.25 | -0.17 | 0.00 |
| | Totonicapán* | Mercado Municipal | 2.50 | 2.50 | 2.50 | 2.50 | 4.25 | 0.00 | -1.75 |
| | Zacapa* | Mercado Municipal | 3.00 | 4.00 | 3.50 | 3.00 | --- | 0.50 | --- |
| | Chiquimula | La Terminal | 10.00 | 10.00 | 10.00 | 8.00 | 10.00 | 2.00 | 0.00 |
| | Chimaltenango | Mercado Municipal | 4.00 | 4.00 | 4.00 | 3.75 | 3.00 | 0.25 | 1.00 |
| | San Marcos | Plaza la Terminal | 4.00 | 4.00 | 4.00 | 2.50 | --- | 1.50 | --- |


Cifras expresadas en quetzales



Planeamiento

|  | Papaya criolla, grande, de primera, por unidad | | Julio 2017 | | | Junio 2017 | Julio 2016 | Diferencia Mensual | Diferencia Anual |
|---|--|-------------------|------------|-------|-------|------------|------------|--------------------|------------------|
| | Departamento | Mercado | Mín | Máx | Pro | | | | |
| | Huehuetenango | La Terminal | 7.75 | 9.75 | 8.38 | 8.88 | 12.00 | -0.50 | -3.63 |
| | Jutiapa | La Terminal | 10.00 | 10.00 | 10.00 | 10.00 | --- | 0.00 | --- |
| | Baja Verapaz | Mercado Municipal | 8.00 | 12.25 | 10.13 | 15.00 | 7.75 | -4.88 | 2.38 |
| | Jalapa | Mercado Municipal | 7.50 | 7.50 | 7.50 | 7.50 | 14.50 | 0.00 | -7.00 |
| | Sololá | Mercado Municipal | 10.50 | 10.50 | 10.50 | 10.13 | 12.00 | 0.38 | -1.50 |
| | San Marcos | Plaza la Terminal | 12.00 | 12.00 | 12.00 | 10.00 | 5.00 | 2.00 | 7.00 |
| | Alta Verapaz* | La Terminal | 8.00 | 9.00 | 8.50 | 7.00 | 12.00 | 1.50 | -3.50 |
| | Quetzaltenango* | La Terminal | 5.00 | 6.00 | 5.50 | 5.00 | --- | 0.50 | --- |
| | Zacapa* | Mercado Municipal | 10.00 | 15.00 | 12.50 | 10.00 | --- | 2.50 | --- |

Cifras expresadas en quetzales

|  | Papaya criolla, mediana, de primera, por unidad | | Julio 2017 | | | Junio 2017 | Julio 2016 | Diferencia Mensual | Diferencia Anual |
|---|---|-------------------|------------|------|------|------------|------------|--------------------|------------------|
| | Departamento | Mercado | Mín | Máx | Pro | | | | |
| | Petén | La Terminal | 7.00 | 9.00 | 7.50 | 8.20 | 7.00 | -0.70 | 0.50 |
| | Sololá | Mercado Municipal | 8.25 | 8.25 | 8.25 | 7.88 | 10.00 | 0.38 | -1.75 |
| | Totonicapán | Mercado Municipal | 5.00 | 5.00 | 5.00 | 6.50 | 12.00 | -1.50 | -7.00 |
| | Chimaltenango* | Mercado Municipal | 7.00 | 7.00 | 7.00 | 9.00 | 10.00 | -2.00 | -3.00 |

Cifras expresadas en quetzales

|  | Piña grande, de primera, por unidad | | Julio 2017 | | | Junio 2017 | Julio 2016 | Diferencia Mensual | Diferencia Anual |
|--|-------------------------------------|-------------------|------------|-------|-------|------------|------------|--------------------|------------------|
| | Departamento | Mercado | Mín | Máx | Pro | | | | |
| | Chiquimula | La Terminal | 8.00 | 8.00 | 8.00 | 10.00 | 10.00 | -2.00 | -2.00 |
| | Huehuetenango | La Terminal | 8.00 | 10.00 | 9.50 | 10.00 | 8.00 | -0.50 | 1.50 |
| | Jutiapa | La Terminal | 7.00 | 7.00 | 7.00 | 7.00 | --- | 0.00 | --- |
| | Petén | La Terminal | 12.00 | 12.00 | 12.00 | 11.60 | --- | 0.40 | --- |
| | Baja Verapaz | Mercado Municipal | 10.00 | 10.00 | 10.00 | 10.00 | 8.00 | 0.00 | 2.00 |
| | Jalapa | Mercado Municipal | 8.50 | 8.50 | 8.50 | 8.83 | 9.50 | -0.33 | -1.00 |
| | Sololá | Mercado Municipal | 7.50 | 7.50 | 7.50 | 7.13 | 7.00 | 0.38 | 0.50 |
| | San Marcos | Plaza la Terminal | 8.00 | 10.00 | 8.50 | 7.00 | 6.50 | 1.50 | 2.00 |
| | Quetzaltenango* | La Terminal | 12.00 | 12.00 | 12.00 | 12.00 | 10.50 | 0.00 | 1.50 |

Cifras expresadas en quetzales

|  | Piña mediana, de primera, por unidad | | Julio 2017 | | | Junio 2017 | Julio 2016 | Diferencia Mensual | Diferencia Anual |
|---|--------------------------------------|-------------------|------------|-------|-------|------------|------------|--------------------|------------------|
| | Departamento | Mercado | Mín | Máx | Pro | | | | |
| | Alta Verapaz | La Terminal | 7.50 | 8.50 | 8.00 | 8.75 | 11.50 | -0.75 | -3.50 |
| | Chiquimula | La Terminal | 5.00 | 5.00 | 5.00 | 8.00 | 10.00 | -3.00 | -5.00 |
| | Quiché* | La Terminal | 8.00 | 8.00 | 8.00 | 8.00 | 8.50 | 0.00 | -0.50 |
| | Sololá | Mercado Municipal | 5.25 | 5.25 | 5.25 | 5.25 | 6.00 | 0.00 | -0.75 |
| | Totonicapán | Mercado Municipal | 8.00 | 8.00 | 8.00 | 8.50 | 5.00 | -0.50 | 3.00 |
| | Chimaltenango* | Mercado Municipal | 5.00 | 5.00 | 5.00 | 5.00 | 7.00 | 0.00 | -2.00 |
| | Zacapa* | Mercado Municipal | 10.00 | 12.00 | 11.00 | 10.00 | --- | 1.00 | --- |


Cifras expresadas en quetzales



Planeamiento

|  | Plátano maduro, grande, de primera, por docena | | Julio 2017 | | | Junio 2017 | Julio 2016 | Diferencia Mensual | Diferencia Anual |
|---|--|-------------------|------------|-------|-------|------------|------------|--------------------|------------------|
| | Departamento | Mercado | Mín | Máx | Pro | | | | |
| | Huehuetenango | La Terminal | 15.00 | 19.00 | 17.13 | 13.63 | 15.00 | 3.50 | 2.13 |
| | Jutiapa | La Terminal | 24.00 | 24.00 | 24.00 | 23.20 | --- | 0.80 | --- |
| | Petén | La Terminal | 18.00 | 18.00 | 18.00 | 18.00 | 20.00 | 0.00 | -2.00 |
| | Quiché* | La Terminal | 26.00 | 26.00 | 26.00 | 26.00 | 21.00 | 0.00 | 5.00 |
| | Chimaltenango | Mercado Municipal | 18.00 | 18.00 | 18.00 | 20.00 | 20.00 | -2.00 | -2.00 |
| | Jalapa | Mercado Municipal | 20.00 | 20.00 | 20.00 | 20.00 | 17.00 | 0.00 | 3.00 |
| | Sololá | Mercado Municipal | 14.50 | 15.50 | 15.25 | 15.06 | 17.00 | 0.19 | -1.75 |
| | San Marcos | Plaza la Terminal | 15.00 | 15.00 | 15.00 | 16.00 | 18.00 | -1.00 | -3.00 |
| | Quetzaltenango* | La Terminal | 18.00 | 18.00 | 18.00 | 18.00 | 19.88 | 0.00 | -1.88 |
| | Totonicapán* | Mercado Municipal | 18.00 | 18.00 | 18.00 | 17.00 | 24.00 | 1.00 | -6.00 |
| | Zacapa* | Mercado Municipal | 8.00 | 10.00 | 9.00 | 8.00 | --- | 1.00 | --- |


Cifras expresadas en quetzales

|  | Plátano maduro, mediano, de primera, por docena | | Julio 2017 | | | Junio 2017 | Julio 2016 | Diferencia Mensual | Diferencia Anual |
|---|---|-------------------|------------|-------|-------|------------|------------|--------------------|------------------|
| | Departamento | Mercado | Mín | Máx | Pro | | | | |
| | Chimaltenango | Mercado Municipal | 15.00 | 15.00 | 15.00 | 16.00 | 15.00 | -1.00 | 0.00 |
| | Sololá | Mercado Municipal | 13.75 | 14.25 | 14.13 | 13.25 | 15.00 | 0.88 | -0.88 |
| | Baja Verapaz* | Mercado Municipal | 12.25 | 15.75 | 14.00 | 20.00 | 15.00 | -6.00 | -1.00 |

Cifras expresadas en quetzales

|  | Sandía redonda, grande, de primera, por unidad | | Julio 2017 | | | Junio 2017 | Julio 2016 | Diferencia Mensual | Diferencia Anual |
|---|--|-------------------|------------|-------|-------|------------|------------|--------------------|------------------|
| | Departamento | Mercado | Mín | Máx | Pro | | | | |
| | Chiquimula | La Terminal | 20.00 | 20.00 | 20.00 | 20.00 | 20.00 | 0.00 | 0.00 |
| | Huehuetenango | La Terminal | 8.00 | 12.00 | 10.06 | 11.13 | 15.00 | -1.06 | -4.94 |
| | Jutiapa | La Terminal | 10.00 | 10.00 | 10.00 | 10.00 | --- | 0.00 | --- |
| | Quiché* | La Terminal | 20.00 | 20.00 | 20.00 | 20.00 | 21.50 | 0.00 | -1.50 |
| | Baja Verapaz | Mercado Municipal | 12.25 | 15.75 | 14.00 | 15.00 | 15.00 | -1.00 | -1.00 |
| | Sololá | Mercado Municipal | 11.00 | 11.00 | 11.00 | 10.88 | 18.00 | 0.13 | -7.00 |
| | Totonicapán | Mercado Municipal | 10.00 | 10.00 | 10.00 | 10.00 | 12.00 | 0.00 | -2.00 |
| | Zacapa | Mercado Municipal | 15.00 | 15.00 | 15.00 | 20.00 | --- | -5.00 | --- |
| | San Marcos | Plaza la Terminal | 10.00 | 10.00 | 10.00 | 10.00 | 3.50 | 0.00 | 6.50 |
| | Quetzaltenango* | La Terminal | 22.00 | 22.00 | 22.00 | 22.00 | 20.00 | 0.00 | 2.00 |
| | Jalapa* | Mercado Municipal | 9.50 | 9.50 | 9.50 | 9.33 | 10.00 | 0.17 | -0.50 |

Cifras expresadas en quetzales

|  | Sandía redonda, mediana, de segunda, por unidad | | Julio 2017 | | | Junio 2017 | Julio 2016 | Diferencia Mensual | Diferencia Anual |
|---|---|-------------------|------------|-------|-------|------------|------------|--------------------|------------------|
| | Departamento | Mercado | Mín | Máx | Pro | | | | |
| | Chiquimula | La Terminal | 10.00 | 10.00 | 10.00 | 10.00 | 15.00 | 0.00 | -5.00 |
| | Petén | La Terminal | 15.00 | 15.00 | 15.00 | 15.00 | 12.00 | 0.00 | 3.00 |
| | Sololá | Mercado Municipal | 9.50 | 9.50 | 9.50 | 9.56 | 18.00 | -0.06 | -8.50 |
| | Alta Verapaz* | La Terminal | 7.00 | 7.00 | 7.00 | 11.00 | 10.00 | -4.00 | -3.00 |
| | Chimaltenango* | Mercado Municipal | 10.00 | 10.00 | 10.00 | 11.50 | 13.00 | -1.50 | -3.00 |

Cifras expresadas en quetzales




Pecuarios

|  | Huevo blanco, grande, por docena | | Julio 2017 | | | Junio 2017 | Julio 2016 | Diferencia Mensual | Diferencia Anual |
|---|----------------------------------|-------------------|------------|-------|-------|------------|------------|--------------------|------------------|
| | Departamento | Mercado | Mín | Máx | Pro | | | | |
| | Huehuetenango | La Terminal | 11.50 | 12.00 | 11.69 | 12.38 | 13.80 | -0.69 | -2.11 |
| | Chimaltenango | Mercado Municipal | 13.00 | 13.00 | 13.00 | 13.00 | 13.00 | 0.00 | 0.00 |
| | Sololá | Mercado Municipal | 12.50 | 15.50 | 14.00 | 11.19 | 12.00 | 2.81 | 2.00 |
| | Totonicapán | Mercado Municipal | 10.00 | 10.00 | 10.00 | 10.00 | 10.38 | 0.00 | -0.38 |
| | San Marcos | Plaza la Terminal | 12.00 | 12.00 | 12.00 | 12.00 | 14.50 | 0.00 | -2.50 |


Cifras expresadas en quetzales

|  | Huevo blanco, mediano, por docena | | Julio 2017 | | | Junio 2017 | Julio 2016 | Diferencia Mensual | Diferencia Anual |
|---|-----------------------------------|-------------------|------------|-------|-------|------------|------------|--------------------|------------------|
| | Departamento | Mercado | Mín | Máx | Pro | | | | |
| | Alta Verapaz | La Terminal | 12.00 | 12.00 | 12.00 | 11.50 | 12.00 | 0.50 | 0.00 |
| | Quiché* | La Terminal | 10.00 | 10.00 | 10.00 | 10.00 | 12.00 | 0.00 | -2.00 |
| | Chimaltenango | Mercado Municipal | 10.00 | 10.00 | 10.00 | 10.00 | 12.00 | 0.00 | -2.00 |
| | Baja Verapaz | Mercado Municipal | 11.00 | 12.00 | 11.50 | 11.50 | 12.00 | 0.00 | -0.50 |
| | Jalapa | Mercado Municipal | 10.50 | 10.50 | 10.50 | 10.33 | 12.00 | 0.17 | -1.50 |
| | Sololá | Mercado Municipal | 10.50 | 14.50 | 12.50 | 10.31 | 11.00 | 2.19 | 1.50 |
| | San Marcos | Plaza la Terminal | 12.00 | 12.00 | 12.00 | 12.00 | 13.75 | 0.00 | -1.75 |


Cifras expresadas en quetzales

|  | Huevo blanco, pequeño, por docena | | Julio 2017 | | | Junio 2017 | Julio 2016 | Diferencia Mensual | Diferencia Anual |
|---|-----------------------------------|-------------------|------------|-------|-------|------------|------------|--------------------|------------------|
| | Departamento | Mercado | Mín | Máx | Pro | | | | |
| | San Marcos | Plaza la Terminal | 10.00 | 10.00 | 10.00 | 10.00 | 11.00 | 0.00 | -1.00 |

Cifras expresadas en quetzales

|  | Huevo rosado, grande, por docena | | Julio 2017 | | | Junio 2017 | Julio 2016 | Diferencia Mensual | Diferencia Anual |
|---|----------------------------------|-------------------|------------|-------|-------|------------|------------|--------------------|------------------|
| | Departamento | Mercado | Mín | Máx | Pro | | | | |
| | Chimaltenango | Mercado Municipal | 13.00 | 13.00 | 13.00 | 13.00 | 13.00 | 0.00 | 0.00 |
| | Sololá | Mercado Municipal | 11.00 | 15.50 | 13.25 | 11.44 | 12.00 | 1.81 | 1.25 |

Cifras expresadas en quetzales

|  | Huevo rosado, mediano, por docena | | Julio 2017 | | | Junio 2017 | Julio 2016 | Diferencia Mensual | Diferencia Anual |
|---|-----------------------------------|-------------------|------------|-------|-------|------------|------------|--------------------|------------------|
| | Departamento | Mercado | Mín | Máx | Pro | | | | |
| | Chimaltenango | Mercado Municipal | 10.00 | 10.00 | 10.00 | 10.00 | 12.00 | 0.00 | -2.00 |
| | Jalapa | Mercado Municipal | 10.50 | 10.50 | 10.50 | 9.42 | 11.00 | 1.08 | -0.50 |
| | Sololá | Mercado Municipal | 10.25 | 15.50 | 12.88 | 9.94 | 11.50 | 2.94 | 1.38 |
| | Zacapa | Mercado Municipal | 14.00 | 14.00 | 14.00 | 14.00 | --- | 0.00 | --- |
| | San Marcos | Plaza la Terminal | 12.00 | 12.00 | 12.00 | 12.00 | 12.00 | 0.00 | 0.00 |

Cifras expresadas en quetzales




|  | Miel de abeja, botella de 750 ml | | Julio 2017 | | | Junio 2017 | Julio 2016 | Diferencia Mensual | Diferencia Anual |
|---|----------------------------------|-------------------|------------|-------|-------|------------|------------|--------------------|------------------|
| | Departamento | Mercado | Mín | Máx | Pro | | | | |
| | Alta Verapaz | La Terminal | 35.00 | 35.00 | 35.00 | 32.25 | 40.00 | 2.75 | -5.00 |
| | Huehuetenango | La Terminal | 30.00 | 33.00 | 31.81 | 30.50 | 35.00 | 1.31 | -3.19 |
| | Jutiapa | La Terminal | 50.00 | 50.00 | 50.00 | 50.00 | --- | 0.00 | --- |
| | Petén | La Terminal | 45.00 | 45.00 | 45.00 | 45.00 | --- | 0.00 | --- |
| | Quetzaltenango | La Terminal | 30.00 | 30.00 | 30.00 | 30.00 | 32.50 | 0.00 | -2.50 |
| | Chimaltenango | Mercado Municipal | 36.00 | 36.00 | 36.00 | 37.00 | 35.00 | -1.00 | 1.00 |
| | Baja Verapaz | Mercado Municipal | 50.00 | 53.25 | 51.63 | 55.88 | 53.25 | -4.25 | -1.63 |
| | Jalapa | Mercado Municipal | 55.00 | 55.00 | 55.00 | 55.00 | 50.00 | 0.00 | 5.00 |
| | Sololá | Mercado Municipal | 36.50 | 39.00 | 37.13 | 38.00 | 40.00 | -0.88 | -2.88 |
| | Zacapa | Mercado Municipal | 30.00 | 30.00 | 30.00 | 30.00 | --- | 0.00 | --- |
| | San Marcos | Plaza la Terminal | 40.00 | 40.00 | 40.00 | 40.00 | 35.00 | 0.00 | 5.00 |

Cifras expresadas en quetzales

|  | Pollo local, entero (sin menudos), por libra | | Julio 2017 | | | Junio 2017 | Julio 2016 | Diferencia Mensual | Diferencia Anual |
|---|--|-------------------|------------|-------|-------|------------|------------|--------------------|------------------|
| | Departamento | Mercado | Mín | Máx | Pro | | | | |
| | Huehuetenango | La Terminal | 10.00 | 11.00 | 10.50 | 10.50 | 11.00 | 0.00 | -0.50 |
| | Jutiapa | La Terminal | 12.00 | 12.00 | 12.00 | 12.00 | --- | 0.00 | --- |
| | Petén | La Terminal | 11.00 | 12.00 | 11.38 | 11.40 | 13.00 | -0.03 | -1.63 |
| | Quiché* | La Terminal | 12.00 | 12.00 | 12.00 | 12.00 | 14.00 | 0.00 | -2.00 |
| | Chimaltenango | Mercado Municipal | 11.00 | 11.00 | 11.00 | 12.00 | 12.00 | -1.00 | -1.00 |
| | Baja Verapaz | Mercado Municipal | 10.50 | 11.00 | 10.75 | 10.00 | 10.50 | 0.75 | 0.25 |
| | Jalapa | Mercado Municipal | 10.25 | 10.25 | 10.25 | 9.50 | 11.00 | 0.75 | -0.75 |
| | Sololá | Mercado Municipal | 12.00 | 12.00 | 12.00 | 12.00 | 13.50 | 0.00 | -1.50 |
| | Totonicapán | Mercado Municipal | 12.00 | 12.00 | 12.00 | 12.00 | 10.00 | 0.00 | 2.00 |
| | San Marcos | Plaza la Terminal | 12.00 | 12.00 | 12.00 | 12.00 | 12.00 | 0.00 | 0.00 |

Cifras expresadas en quetzales


|  | Pollo Rey, entero (sin menudos), por libra | | Julio 2017 | | | Junio 2017 | Julio 2016 | Diferencia Mensual | Diferencia Anual |
|---|--|-------------------|------------|-------|-------|------------|------------|--------------------|------------------|
| | Departamento | Mercado | Mín | Máx | Pro | | | | |
| | Huehuetenango | La Terminal | 8.00 | 8.00 | 8.00 | 8.00 | 8.00 | 0.00 | 0.00 |
| | Chimaltenango | Mercado Municipal | 13.00 | 13.00 | 13.00 | 13.00 | 13.00 | 0.00 | 0.00 |
| | Sololá | Mercado Municipal | 11.50 | 11.50 | 11.50 | 11.50 | 13.00 | 0.00 | -1.50 |
| | Totonicapán | Mercado Municipal | 14.00 | 14.00 | 14.00 | 14.00 | 18.00 | 0.00 | -4.00 |
| | San Marcos | Plaza la Terminal | 12.00 | 12.00 | 12.00 | 12.00 | 12.00 | 0.00 | 0.00 |

Cifras expresadas en quetzales

|  | Pollo Pío Lindo, entero (sin menudos) por libra | | Julio 2017 | | | Junio 2017 | Julio 2016 | Diferencia Mensual | Diferencia Anual |
|---|---|-------------------|------------|-------|-------|------------|------------|--------------------|------------------|
| | Departamento | Mercado | Mín | Máx | Pro | | | | |
| | Alta Verapaz | La Terminal | 15.00 | 15.00 | 15.00 | 15.00 | 9.00 | 0.00 | 6.00 |
| | Petén | La Terminal | 11.50 | 11.50 | 11.50 | 11.90 | 12.00 | -0.40 | -0.50 |
| | Quetzaltenango | La Terminal | 12.00 | 12.00 | 12.00 | 12.00 | 12.50 | 0.00 | -0.50 |
| | Quiché* | La Terminal | 12.00 | 12.00 | 12.00 | 12.00 | 13.00 | 0.00 | -1.00 |
| | Chimaltenango | Mercado Municipal | 13.00 | 13.00 | 13.00 | 13.00 | 13.00 | 0.00 | 0.00 |
| | Sololá | Mercado Municipal | 11.50 | 11.50 | 11.50 | 11.50 | --- | 0.00 | --- |
| | Totonicapán | Mercado Municipal | 12.00 | 12.00 | 12.00 | 12.00 | 16.00 | 0.00 | -4.00 |

Cifras expresadas en quetzales



|  | Pollo Tyson, entero (sin menudos), por libra | | Julio 2017 | | | Junio 2017 | Julio 2016 | Diferencia Mensual | Diferencia Anual |
|---|--|-------------------|------------|------|------|------------|------------|--------------------|------------------|
| | Departamento | Mercado | Mín | Máx | Pro | | | | |
| | Chimaltenango | Mercado Municipal | 8.00 | 8.00 | 8.00 | 8.00 | 8.00 | 0.00 | 0.00 |
| | Sololá | Mercado Municipal | 7.50 | 7.50 | 7.50 | 7.38 | 9.00 | 0.13 | -1.50 |

Cifras expresadas en quetzales

|  | Pollo importado (piezas), por libra | | Julio 2017 | | | Junio 2017 | Julio 2016 | Diferencia Mensual | Diferencia Anual |
|---|-------------------------------------|-------------------|------------|------|------|------------|------------|--------------------|------------------|
| | Departamento | Mercado | Mín | Máx | Pro | | | | |
| | Alta Verapaz | La Terminal | 5.00 | 5.00 | 5.00 | 5.25 | 6.00 | -0.25 | -1.00 |
| | Jutiapa | La Terminal | 8.00 | 8.00 | 8.00 | 8.00 | --- | 0.00 | --- |
| | Petén | La Terminal | 5.00 | 5.00 | 5.00 | 5.90 | 7.00 | -0.90 | -2.00 |
| | Quetzaltenango | La Terminal | 7.00 | 7.00 | 7.00 | 7.00 | 7.00 | 0.00 | 0.00 |
| | Quiché* | La Terminal | 7.50 | 7.50 | 7.50 | 7.50 | 8.00 | 0.00 | -0.50 |
| | Chimaltenango | Mercado Municipal | 8.00 | 8.00 | 8.00 | 8.00 | 8.00 | 0.00 | 0.00 |
| | Sololá | Mercado Municipal | 8.00 | 8.00 | 8.00 | 8.00 | 13.00 | 0.00 | -5.00 |
| | Totonicapán | Mercado Municipal | 7.00 | 7.00 | 7.00 | 7.00 | 8.00 | 0.00 | -1.00 |
| | San Marcos | Plaza la Terminal | 8.00 | 8.00 | 8.00 | 8.00 | 9.00 | 0.00 | -1.00 |

Cifras expresadas en quetzales

|  | Queso fresco, por libra | | Julio 2017 | | | Junio 2017 | Julio 2016 | Diferencia Mensual | Diferencia Anual |
|---|-------------------------|-------------------------|------------|-------|-------|------------|------------|--------------------|------------------|
| | Departamento | Variedad | Mín | Máx | Pro | | | | |
| | Alta Verapaz | Queso fresco | 17.75 | 18.25 | 18.00 | 14.50 | 11.00 | 3.50 | 7.00 |
| | Petén | Queso fresco | 15.00 | 15.00 | 15.00 | 15.00 | 13.00 | 0.00 | 2.00 |
| | Sololá | Queso fresco, Dos Pinos | 17.50 | 17.50 | 17.50 | 17.50 | 14.00 | 0.00 | 3.50 |
| | Sololá | Queso fresco, Foremost | 17.00 | 17.00 | 17.00 | 17.00 | 14.00 | 0.00 | 3.00 |
| | Baja Verapaz | Queso fresco, La Palma | 12.25 | 12.75 | 12.50 | 13.15 | 12.25 | -0.65 | 0.25 |
| | Sololá | Queso fresco, La Palma | 17.50 | 17.50 | 17.50 | 17.50 | 15.00 | 0.00 | 2.50 |
| | San Marcos | Queso fresco, La Palma | 15.00 | 15.00 | 15.00 | 15.00 | 15.00 | 0.00 | 0.00 |
| | Jutiapa | Queso fresco, local | 13.00 | 13.00 | 13.00 | 13.00 | --- | 0.00 | --- |
| | Quetzaltenango | Queso fresco, local | 14.00 | 15.00 | 14.50 | 14.50 | 15.08 | 0.00 | -0.58 |
| | Jalapa | Queso fresco, local | 14.50 | 14.50 | 14.50 | 14.50 | 13.50 | 0.00 | 1.00 |
| | Sololá | Queso fresco, local | 12.25 | 12.25 | 12.25 | 12.13 | 12.50 | 0.13 | -0.25 |
| | Totonicapán | Queso fresco, local | 20.00 | 20.00 | 20.00 | 20.00 | 20.00 | 0.00 | 0.00 |
| | San Marcos | Queso fresco, local | 15.00 | 15.00 | 15.00 | 15.00 | 13.00 | 0.00 | 2.00 |
| | Sololá | Queso fresco, Parma | 18.00 | 18.00 | 18.00 | 18.00 | 15.00 | 0.00 | 3.00 |

Cifras expresadas en quetzales



Derivados del Maíz

|  | Harina Maseca, por libra | | Julio 2017 | | | Junio 2017 | Julio 2016 | Diferencia Mensual | Diferencia Anual |
|---|--------------------------|---------|------------|------|------|------------|------------|--------------------|------------------|
| | Departamento | Mercado | Mín | Máx | Pro | | | | |
| Alta Verapaz | La Terminal | 3.50 | 3.50 | 3.50 | 3.25 | 2.75 | 0.25 | 0.75 | |
| Chiquimula | La Terminal | 3.50 | 3.50 | 3.50 | 3.50 | 4.50 | 0.00 | -1.00 | |
| Huehuetenango | La Terminal | 3.00 | 3.00 | 3.00 | 3.00 | 3.00 | 0.00 | 0.00 | |
| Jutiapa | La Terminal | 7.50 | 8.00 | 7.63 | 8.00 | --- | -0.38 | --- | |
| Petén | La Terminal | 4.00 | 4.00 | 4.00 | 4.00 | 4.50 | 0.00 | -0.50 | |
| Quetzaltenango | La Terminal | 3.00 | 3.00 | 3.00 | 3.00 | 3.00 | 0.00 | 0.00 | |
| Chimaltenango | Mercado Municipal | 3.75 | 3.75 | 3.75 | 3.75 | 3.75 | 0.00 | 0.00 | |
| Baja Verapaz | Mercado Municipal | 4.25 | 4.25 | 4.25 | 4.00 | 4.38 | 0.25 | -0.13 | |
| Jalapa | Mercado Municipal | 3.50 | 3.50 | 3.50 | 3.50 | 3.50 | 0.00 | 0.00 | |
| Totonicapán | Mercado Municipal | 4.25 | 4.25 | 4.25 | 4.25 | 9.63 | 0.00 | -5.38 | |
| Zacapa | Mercado Municipal | 3.50 | 3.50 | 3.50 | 3.50 | --- | 0.00 | --- | |
| San Marcos | Plaza la Terminal | 3.50 | 3.50 | 3.50 | 3.50 | 7.00 | 0.00 | -3.50 | |

Cifras expresadas en quetzales

