

Precios departamentales de productos agropecuarios



**ABRIL
2022**

- Granos básicos
- Vegetales
- Frutas
- Pecuarios
- Abarrotes
- Fertilizantes
- Combustibles

Boletín mensual



2360-4425
2360-4428



App
MAGA



web.
maga.gob.gt
precios.maga.gob.gt



3a. Av. 8-32, zona 9,
Ciudad de Guatemala



infoprecios@maga.gob.gt

ÍNDICE

| CONTENIDO | PÁGINA |
|---|--------|
| 1. PRESENTACIÓN..... | 1 |
| 2. Granos Básicos | 2 |
| 2.1. Precios Promedio Departamentales de Maíz Blanco, de Primera..... | 3 |
| 2.2. Precios Promedio Departamentales de Frijol Negro, de Primera | 4 |
| 3. Vegetales..... | 5 |
| 3.1. Precios Promedio Departamentales de Brócoli Mediano, de Primera | 6 |
| 3.2. Precios Promedio Departamentales de Cebolla con Tallo, Blanca, Mediana de Primera .. | 7 |
| 3.3. Precios Promedio Departamentales de Cebolla Seca, Blanca, Mediana de Primera | 8 |
| 3.4. Precios Promedio Departamentales de Chile Pimiento, Mediano, de Primera | 9 |
| 3.5. Precios Promedio Departamentales de Güisquil Mediano, de Primera..... | 10 |
| 3.6. Precios Promedio Departamentales de Papa Loman, Lavada, Mediana, de Primera | 11 |
| 3.7. Precios Promedio Departamentales de Pepino Mediano, de Primera | 12 |
| 3.8. Precios Promedio Departamentales de Repollo Blanco, Mediano, de Primera | 13 |
| 3.9. Precios Promedio Departamentales de Tomate de Cocina, Mediano, de Primera..... | 14 |
| 3.10. Precios Promedio Departamentales de Zanahoria Mediana, de Primera | 15 |
| 4. Frutas..... | 16 |
| 4.1. Precios Promedio Departamentales de Aguacate Hass, Mediano, de Primera | 17 |
| 4.2. Precios Promedio Departamentales de Aguacate Criollo, Mediano, de Primera | 18 |
| 4.3. Precios Promedio Departamentales de Limón Criollo, Mediano, de Primera | 19 |
| 4.4. Precios Promedio Departamentales de Limón Persa, Mediano, de Primera | 20 |
| 4.5. Precios Promedio Departamentales de Melón Harper, Mediano, de Primera | 21 |
| 4.6. Precios Promedio Departamentales de Naranja Valencia, Mediana, de Primera | 22 |
| 4.7. Precios Promedio Departamentales de Plátano, Mediano, de Primera..... | 23 |
| 4.8. Precios Promedio Departamentales de Sandía Redonda, Mediana, de Primera | 24 |
| 5. Pecuarios | 25 |
| 5.1. Precios Promedio Departamentales de Bolovique, de Primera (Bovino) | 26 |
| 5.2. Precios Promedio Departamentales de Huevo Blanco, Mediano | 27 |
| 5.3. Precios Promedio Departamentales de Miel de Abeja | 28 |
| 5.4. Precios Promedio Departamentales de Pollo Importado (piezas) | 29 |
| 5.5. Precios Promedio Departamentales de Pollo Entero sin Menudos..... | 30 |
| 5.6. Precios Promedio Departamentales de Posta (porcino) | 31 |
| 6. Abarrotes..... | 32 |
| 6.1. Precios Promedio Departamentales de Aceite Comestible (envase de 800 ml) | 33 |
| 6.2. Precios Promedio Departamentales de Azúcar Estándar (bolsa 500g)..... | 34 |
| 7. Fertilizantes..... | 35 |
| 7.1. Precios Promedio Departamentales de 15-15-15 Mezcla Física..... | 36 |
| 7.2. Precios Promedio Departamentales de 15-15-15 Mezcla Química..... | 37 |
| 7.3. Precios Promedio Departamentales de 20-20-0 Mezcla Física | 38 |
| 7.4. Precios Promedio Departamentales de 20-20-0 Mezcla Química | 39 |
| 7.5. Precios Promedio Departamentales de Urea | 40 |
| 8. Combustibles..... | 41 |
| 8.1. Precios Promedio Departamentales de Combustible Regular | 42 |
| 8.2. Precios Promedio Departamentales de Combustible Súper | 43 |
| 8.3. Precios Promedio Departamentales de Combustible Diésel..... | 44 |

ÍNDICE DE TABLAS

| CONTENIDO | PÁGINA |
|---|---------------|
| Tabla 1. Precios promedio mensual y variaciones mensuales de maíz blanco, de primera a nivel departamental. | 3 |
| Tabla 2. Precios promedio mensual y variaciones mensuales de frijol negro, de primera a nivel departamental. | 4 |
| Tabla 3. Precios promedio mensual y variaciones mensuales de brócoli mediano, de primera a nivel departamental. | 6 |
| Tabla 4. Precios promedio mensual y variaciones mensuales de cebolla con tallo, blanca, mediana, de primera a nivel departamental. | 7 |
| Tabla 5. Precios promedio mensual y variaciones mensuales de cebolla seca, blanca, mediana, de primera a nivel departamental. | 8 |
| Tabla 6. Precios promedio mensual y variaciones mensuales de chile pimiento, mediano, de primera a nivel departamental. | 9 |
| Tabla 7. Precios promedio mensual y variaciones mensuales de guisquil mediano, de primera a nivel departamental. | 10 |
| Tabla 8. Precios promedio mensual y variaciones mensuales de papa Loman, lavada, mediana, de primera a nivel departamental. | 11 |
| Tabla 9. Precios promedio mensual y variaciones mensuales de pepino mediano, de primera a nivel departamental. | 12 |
| Tabla 10. Precios promedio mensual y variaciones mensuales de repollo blanco, mediano, de primera a nivel departamental. | 13 |
| Tabla 11. Precios promedio mensual y variaciones mensuales de tomate de cocina, mediano, de primera a nivel departamental. | 14 |
| Tabla 12. Precios promedio mensual y variaciones mensuales de zanahoria mediana, de primera a nivel departamental. | 15 |
| Tabla 13. Precios promedio mensual y variaciones mensuales de aguacate Hass, mediano, de primera a nivel departamental. | 17 |
| Tabla 14. Precios promedio mensual y variaciones mensuales de aguacate criollo, mediano, de primera a nivel departamental. | 18 |
| Tabla 15. Precios promedio mensual y variaciones mensuales de limón criollo, mediano, de primera a nivel departamental. | 19 |
| Tabla 16. Precios promedio mensual y variaciones mensuales de limón Persa, mediano, de primera a nivel departamental. | 20 |
| Tabla 17. Precios promedio mensual y variaciones mensuales de melón Harper, de primera a nivel departamental. | 21 |
| Tabla 18. Precios promedio mensual y variaciones mensuales de naranja Valencia, mediana, de primera a nivel departamental. | 22 |
| Tabla 19. Precios promedio mensual y variaciones mensuales de plátano, mediano, de primera a nivel departamental. | 23 |
| Tabla 20. Precios promedio mensual y variaciones mensuales de sandía redonda, mediana de primera a nivel departamental. | 24 |
| Tabla 21. Precios promedio mensual y variaciones mensuales de bolovique de primera (bovino) a nivel departamental. | 26 |
| Tabla 22. Precios promedio mensual y variaciones mensuales de huevo blanco, mediano a nivel departamental. | 27 |
| Tabla 23. Precios promedio mensual y variaciones mensuales de miel de abeja a nivel departamental. | 28 |
| Tabla 24. Precios promedio mensual y variaciones mensuales de pollo importado (piezas) a nivel departamental. | 29 |
| Tabla 25. Precios promedio mensual y variaciones mensuales de pollo entero sin menudos a nivel departamental. | 30 |

| CONTENIDO | PÁGINA |
|---|---------------|
| Tabla 26. Precios promedio mensual y variaciones mensuales de posta (porcino) a nivel departamental..... | 31 |
| Tabla 27. Precios promedio mensual y variaciones mensuales de aceite comestible (envase de 800 ml) a nivel departamental..... | 33 |
| Tabla 28. Precios promedio mensual y variaciones mensuales de azúcar estándar (500g) a nivel departamental..... | 34 |
| Tabla 29. Precios promedio mensual y variaciones mensuales de 15-15-15 mezcla física a nivel departamental..... | 36 |
| Tabla 30. Precios promedio mensual y variaciones mensuales de 15-15-15 mezcla química a nivel departamental..... | 37 |
| Tabla 31. Precios promedio mensual y variaciones mensuales de 20-20-0 mezcla física a nivel departamental..... | 38 |
| Tabla 32. Precios promedio mensual y variaciones mensuales de 20-20-0 mezcla química a nivel departamental..... | 39 |
| Tabla 33. Precios promedio mensual y variaciones mensuales de urea a nivel departamental..... | 40 |
| Tabla 34. Precios promedio mensual y variaciones mensuales de combustible regular a nivel departamental..... | 42 |
| Tabla 35. Precios promedio mensual y variaciones mensuales de combustible súper a nivel departamental..... | 43 |
| Tabla 36. Precios promedio mensual y variaciones mensuales de combustible diésel a nivel departamental..... | 44 |



GOBIERNO *de*
GUATEMALA
DR. ALEJANDRO GIAMMATTI

MINISTERIO DE
AGRICULTURA, GANADERÍA
Y ALIMENTACIÓN



1. PRESENTACIÓN

El Ministerio de Agricultura, Ganadería y Alimentación -MAGA-, como parte de la promoción del desarrollo económico de las actividades agrícolas, pecuarias e hidrobiológicas, impulsa activamente acciones que tienden a incrementar y diversificar la producción nacional para su comercialización contribuyendo al desarrollo rural; formando parte de los esfuerzos para apoyar la generación y difusión de información para facilitar la toma de decisiones sustentadas en datos confiables y oportunos.

La recolección e ingreso de precios en mercados nacionales, así como la elaboración de informes mensuales de comportamiento de precios, son actividades establecidas en el Acuerdo Ministerial No. 154-2020 *“Manual de Normas y Procedimientos de Planeamiento”*, del Ministerio de Agricultura, Ganadería y Alimentación; y se vincula al eje 2 “Mercado de los sectores agrícola, pecuario e hidrobiológico” y 7 “Fortalecimiento Institucional” del Plan Estratégico Institucional 2021-2026 del MAGA.

La recolección de precios de productos de mercado, son recopilados por Profesionales y Técnicos de la Dirección de Coordinación Regional y Extensión Rural -DICORER- en los mercados departamentales, una vez por semana, coincidiendo con el día de mercado; asimismo, monitores de precios de Planeamiento recolectan e ingresan precios de productos en los principales mercados del departamento de Guatemala. Los precios monitoreados son ingresados en el Sistema de Información de Mercados -SIM- del MAGA, y son procesados en Planeamiento.

En cumplimiento al Manual de Normas y Procedimientos de Planeamiento, el MAGA presenta el boletín *“Precios departamentales de productos agropecuarios”*, el cual contiene información de precios pagados por el consumidor final de productos agrícolas, pecuarios, abarrotos, fertilizantes y combustibles, que se ofertan en los principales mercados y puntos de venta específicos a nivel departamental.

Los datos se presentan por grupos, en el orden siguiente:

- a. Granos básicos (maíz blanco y frijol negro);
- b. Vegetales (brócoli, cebolla con tallo blanca, cebolla seca blanca, chile pimiento, güisquil, papa, pepino, repollo blanco, tomate, zanahoria);
- c. Frutas (aguacate, limón, melón, naranja, plátano, sandía);
- d. Pecuarios (bolovique bovino, huevo blanco, miel de abeja, pollo, posta porcino);
- e. Abarrotos (aceite, azúcar);
- f. Fertilizantes (15-15-15, 20-20-0 y urea); y
- g. Combustibles (combustible regular, super y diésel).

2. Granos Básicos



2.1. Precios Promedio Departamentales de Maíz Blanco, de Primera



Variación del precio respecto al mes anterior

Al alza Estable A la baja

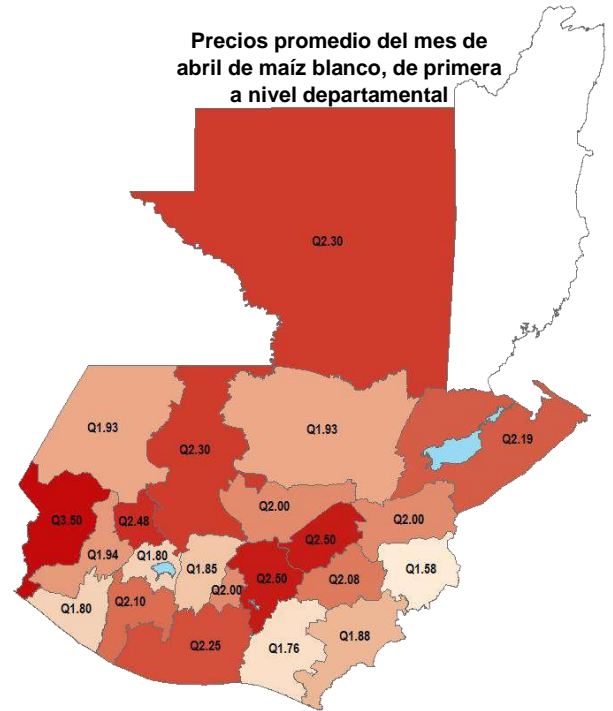


Tabla 1. Precios promedio mensual y variaciones mensuales de maíz blanco, de primera a nivel departamental.

| Maíz Blanco de Primera (Q/lb) | | Abril 2022 | | | Mar 2022 | Abr 2021 | Variación Absoluta | | Variación Porcentual | |
|-------------------------------|--------------------------------|------------|------|----------|----------|----------|--------------------|-------|----------------------|---------|
| Departamento | Mercado | Min. | Max. | Promedio | | | Mensual | Anual | Mensual % | Anual % |
| Alta Verapaz | La Terminal | 1.90 | 2.00 | 1.93 | 1.89 | 1.43 | 0.04 | 0.50 | 2.12 | 34.97 |
| Baja Verapaz | Mercado Municipal | 2.00 | 2.00 | 2.00 | 2.04 | 1.57 | -0.04 | 0.43 | -1.96 | 27.39 |
| Chimaltenango | Mercado Municipal | 1.85 | 1.85 | 1.85 | 1.85 | 1.46 | 0.00 | 0.39 | 0.00 | 26.71 |
| Chiquimula | La Terminal | 1.50 | 1.75 | 1.58 | 1.68 | 1.65 | -0.10 | -0.07 | -5.95 | -4.24 |
| El Progreso | Centro de Comercialización | 2.50 | 2.50 | 2.50 | 2.30 | 2.00 | 0.20 | 0.50 | 8.70 | 25.00 |
| Escuintla | Mercado No. 1 | 2.25 | 2.25 | 2.25 | 1.98 | 1.65 | 0.27 | 0.60 | 13.64 | 36.36 |
| Guatemala | La Terminal | 2.50 | 2.50 | 2.50 | 2.46 | 1.75 | 0.04 | 0.75 | 1.63 | 42.86 |
| Huehuetenango | La Terminal | 1.80 | 2.00 | 1.93 | 1.93 | 1.50 | 0.00 | 0.43 | 0.00 | 28.67 |
| Izabal | La Revolución | 2.00 | 2.25 | 2.19 | 2.05 | 1.73 | 0.14 | 0.46 | 6.83 | 26.59 |
| Jalapa | Mercado Municipal | 2.00 | 2.25 | 2.08 | 2.33 | 1.50 | -0.25 | 0.58 | -10.73 | 38.67 |
| Jutiapa | La Terminal | 1.75 | 2.00 | 1.88 | 2.00 | 1.50 | -0.12 | 0.38 | -6.00 | 25.33 |
| Petén | La Terminal | 2.30 | 2.30 | 2.30 | 2.08 | 1.40 | 0.22 | 0.90 | 10.58 | 64.29 |
| Quetzaltenango | La Terminal | 1.90 | 2.00 | 1.94 | 1.98 | 2.33 | -0.04 | -0.39 | -2.02 | -16.74 |
| Quiché | La Terminal | 2.00 | 2.60 | 2.30 | 2.00 | 1.50 | 0.30 | 0.80 | 15.00 | 53.33 |
| Retalhuleu | La Terminal | 1.80 | 1.80 | 1.80 | 1.86 | 1.60 | -0.06 | 0.20 | -3.23 | 12.50 |
| Sacatepéquez | Mercado Central | 2.00 | 2.00 | 2.00 | 2.02 | 1.60 | -0.02 | 0.40 | -0.99 | 25.00 |
| San Marcos | Plaza La Terminal | 3.50 | 3.50 | 3.50 | 3.40 | 1.75 | 0.10 | 1.75 | 2.94 | 100.00 |
| Santa Rosa | Mercado Municipal, Cuilapa | 1.75 | 1.80 | 1.76 | 1.72 | 1.45 | 0.04 | 0.31 | 2.33 | 21.38 |
| Solalá | Mercado Municipal | 1.80 | 1.80 | 1.80 | 1.75 | 1.35 | 0.05 | 0.45 | 2.86 | 33.33 |
| Suchitepéquez | Mercado No. 3 Antigua Terminal | 2.10 | 2.10 | 2.10 | 2.11 | 1.41 | -0.01 | 0.69 | -0.47 | 48.94 |
| Zacapa | Mercado Municipal | 2.00 | 2.00 | 2.00 | 2.00 | 1.50 | 0.00 | 0.50 | 0.00 | 33.33 |

Fuente: Planeamiento MAGA, con datos del Sistema de Información de Mercados –SIM–.

Datos recolectados por Planeamiento, en el mercado "La Terminal" zona 4 Ciudad de Guatemala y por la Dirección de Coordinación Regional y Extensión Rural -DICORER- en los demás mercados departamentales.

SD = Sin Datos.

2.2. Precios Promedio Departamentales de Frijol Negro, de Primera

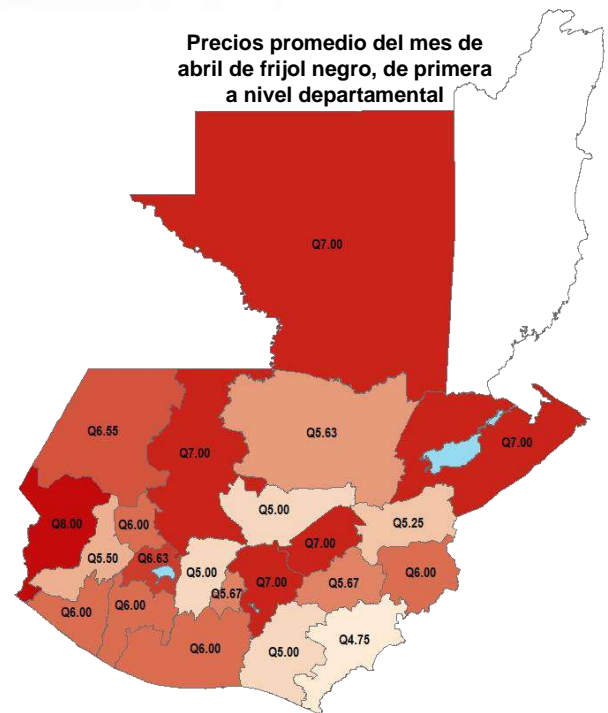
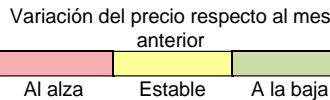


Tabla 2. Precios promedio mensual y variaciones mensuales de frijol negro, de primera a nivel departamental.

| Frijol Negro de Primera (Q/lb) | | Abril 2022 | | | Mar 2022 | Abr 2021 | Variación Absoluta | | Variación Porcentual | |
|--------------------------------|--------------------------------|------------|------|----------|----------|----------|--------------------|-------|----------------------|---------|
| Departamento | Mercado | Min. | Max. | Promedio | | | Mensual | Anual | Mensual % | Anual % |
| Alta Verapaz | La Terminal | 5.50 | 6.00 | 5.63 | 5.90 | 5.00 | -0.27 | 0.63 | -4.58 | 12.60 |
| Baja Verapaz | Mercado Municipal | 5.00 | 5.00 | 5.00 | 5.13 | 5.00 | -0.13 | 0.00 | -2.53 | 0.00 |
| Chimaltenango | Mercado Municipal | 5.00 | 5.00 | 5.00 | 5.00 | 4.73 | 0.00 | 0.27 | 0.00 | 5.71 |
| Chiquimula | La Terminal | 6.00 | 6.00 | 6.00 | 6.00 | 6.50 | 0.00 | -0.50 | 0.00 | -7.69 |
| El Progreso | Centro de Comercialización | 7.00 | 7.00 | 7.00 | 6.60 | 5.00 | 0.40 | 2.00 | 6.06 | 40.00 |
| Escuintla | Mercado No.1 | 6.00 | 6.00 | 6.00 | 5.80 | 6.00 | 0.20 | 0.00 | 3.45 | 0.00 |
| Guatemala | La Terminal | 7.00 | 7.00 | 7.00 | 7.00 | 6.00 | 0.00 | 1.00 | 0.00 | 16.67 |
| Huehuetenango | La Terminal | 6.00 | 7.50 | 6.55 | 6.00 | 5.50 | 0.55 | 1.05 | 9.17 | 19.09 |
| Izabal | La Revolución | 7.00 | 7.00 | 7.00 | 6.40 | 5.00 | 0.60 | 2.00 | 9.38 | 40.00 |
| Jalapa | Mercado Municipal | 5.00 | 6.00 | 5.67 | 6.40 | 5.00 | -0.73 | 0.67 | -11.41 | 13.40 |
| Jutiapa | La Terminal | 4.50 | 5.00 | 4.75 | 5.00 | 5.00 | -0.25 | -0.25 | -5.00 | -5.00 |
| Petén | La Terminal | 7.00 | 7.00 | 7.00 | 6.90 | 5.00 | 0.10 | 2.00 | 1.45 | 40.00 |
| Quetzaltenango | La Terminal | 5.00 | 7.50 | 5.50 | 4.88 | 5.00 | 0.62 | 0.50 | 12.70 | 10.00 |
| Quiché | La Terminal | 7.00 | 7.00 | 7.00 | 7.00 | 7.00 | 0.00 | 0.00 | 0.00 | 0.00 |
| Retalhuleu | La Terminal | 6.00 | 6.00 | 6.00 | 6.00 | 5.00 | 0.00 | 1.00 | 0.00 | 20.00 |
| Sacatepéquez | Mercado Central | 5.50 | 6.00 | 5.67 | 6.00 | 5.00 | -0.33 | 0.67 | -5.50 | 13.40 |
| San Marcos | Plaza La Terminal | 8.00 | 8.00 | 8.00 | 7.20 | 5.90 | 0.80 | 2.10 | 11.11 | 35.59 |
| Santa Rosa | Mercado Municipal, Cuilapa | 5.00 | 5.00 | 5.00 | 5.00 | 5.00 | 0.00 | 0.00 | 0.00 | 0.00 |
| Sololá | Mercado Municipal | 6.50 | 7.00 | 6.63 | 6.50 | 6.00 | 0.13 | 0.63 | 2.00 | 10.50 |
| Suchitepéquez | Mercado No. 3 Antigua Terminal | 6.00 | 6.00 | 6.00 | 5.90 | 6.00 | 0.10 | 0.00 | 1.69 | 0.00 |
| Totonicapán | Mercado Municipal | 5.00 | 7.00 | 6.00 | 5.40 | 6.00 | 0.60 | 0.00 | 11.11 | 0.00 |
| Zacapa | Mercado Municipal | 5.00 | 6.00 | 5.25 | 6.20 | 5.13 | -0.95 | 0.12 | -15.32 | 2.34 |

Fuente: Planeamiento MAGA, con datos del Sistema de Información de Mercados -SIM-.

Datos recolectados por Planeamiento, en el mercado "La Terminal" zona 4 Ciudad de Guatemala y por la Dirección de Coordinación Regional y Extensión Rural -DICORER- en los demás mercados departamentales.

SD = Sin Datos.



3. Vegetales



3.1. Precios Promedio Departamentales de Brócoli Mediano, de Primera



Variación del precio respecto al mes anterior

Al alza Estable A la baja

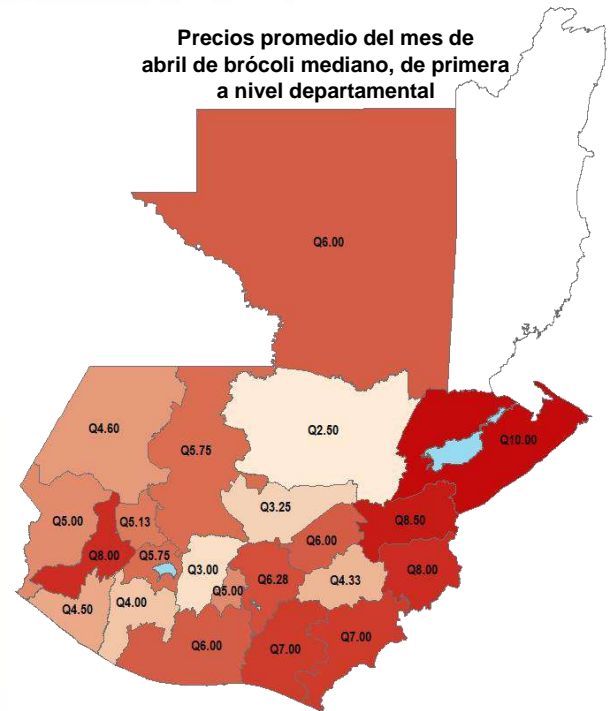


Tabla 3. Precios promedio mensual y variaciones mensuales de brócoli mediano, de primera a nivel departamental.

| Brócoli mediano, de primera (Q/unidad) | | Abril 2022 | | | | | Mar 2022 | | Abr 2021 | | Variación Absoluta | | Variación Porcentual | |
|--|--------------------------------|------------|-------|----------|----------|----------|----------|-------|-----------|---------|--------------------|--|----------------------|--|
| Departamento | Mercado | Min. | Max. | Promedio | Mar 2022 | Abr 2021 | Mensual | Anual | Mensual % | Anual % | | | | |
| Alta Verapaz | La Terminal | 2.50 | 2.50 | 2.50 | 2.50 | 2.67 | 0.00 | -0.17 | 0.00 | -6.37 | | | | |
| Baja Verapaz | Mercado Municipal | 2.00 | 5.00 | 3.25 | 2.25 | 3.17 | 1.00 | 0.08 | 44.44 | 2.52 | | | | |
| Chimaltenango | Mercado Municipal | 3.00 | 3.00 | 3.00 | 3.00 | 4.00 | 0.00 | -1.00 | 0.00 | -25.00 | | | | |
| Chiquimula | La Terminal | 8.00 | 8.00 | 8.00 | 7.60 | 8.00 | 0.40 | 0.00 | 5.26 | 0.00 | | | | |
| El Progreso | Centro de Comercialización | 6.00 | 6.00 | 6.00 | 6.00 | 5.50 | 0.00 | 0.50 | 0.00 | 9.09 | | | | |
| Escuintla | Mercado No.1 | 6.00 | 6.00 | 6.00 | 6.00 | 5.00 | 0.00 | 1.00 | 0.00 | 20.00 | | | | |
| Guatemala | La Terminal | 5.50 | 6.50 | 6.28 | 6.22 | 5.00 | 0.06 | 1.28 | 0.96 | 25.60 | | | | |
| Huehuetenango | La Terminal | 3.00 | 5.00 | 4.60 | 4.00 | 3.75 | 0.60 | 0.85 | 15.00 | 22.67 | | | | |
| Izabal | La Revolución | 10.00 | 10.00 | 10.00 | 9.65 | 8.00 | 0.35 | 2.00 | 3.63 | 25.00 | | | | |
| Jalapa | Mercado Municipal | 2.50 | 7.00 | 4.33 | 4.60 | 5.00 | -0.27 | -0.67 | -5.87 | -13.40 | | | | |
| Jutiapa | La Terminal | 5.00 | 8.00 | 7.00 | 9.60 | 5.00 | -2.60 | 2.00 | -27.08 | 40.00 | | | | |
| Petén | La Terminal | 6.00 | 6.00 | 6.00 | 6.00 | 8.25 | 0.00 | -2.25 | 0.00 | -27.27 | | | | |
| Quetzaltenango | La Terminal | 6.00 | 11.00 | 8.00 | 6.00 | 6.33 | 2.00 | 1.67 | 33.33 | 26.38 | | | | |
| Quiché | La Terminal | 5.00 | 6.00 | 5.75 | 6.00 | 7.00 | -0.25 | -1.25 | -4.17 | -17.86 | | | | |
| Retalhuleu | La Terminal | 4.50 | 4.50 | 4.50 | 5.10 | 5.60 | -0.60 | -1.10 | -11.76 | -19.64 | | | | |
| Sacatepéquez | Mercado Central | 5.00 | 5.00 | 5.00 | 5.20 | 4.75 | -0.20 | 0.25 | -3.85 | 5.26 | | | | |
| San Marcos | Plaza La Terminal | 5.00 | 5.00 | 5.00 | 5.80 | 4.90 | -0.80 | 0.10 | -13.79 | 2.04 | | | | |
| Santa Rosa | Mercado Municipal, Cuilapa | 7.00 | 7.00 | 7.00 | 6.80 | 5.25 | 0.20 | 1.75 | 2.94 | 33.33 | | | | |
| Sololá | Mercado Municipal | 5.00 | 6.00 | 5.75 | 5.63 | 4.83 | 0.12 | 0.92 | 2.13 | 19.05 | | | | |
| Suchitepéquez | Mercado No. 3 Antigua Terminal | 4.00 | 4.00 | 4.00 | 4.70 | 3.88 | -0.70 | 0.12 | -14.89 | 3.09 | | | | |
| Totonicapán | Mercado Municipal | 3.50 | 6.00 | 5.13 | 4.20 | 5.00 | 0.93 | 0.13 | 22.14 | 2.60 | | | | |
| Zacapa | Mercado Municipal | 8.00 | 10.00 | 8.50 | 8.00 | 5.88 | 0.50 | 2.62 | 6.25 | 44.56 | | | | |

Fuente: Planeamiento MAGA, con datos del Sistema de Información de Mercados -SIM-.

Datos recolectados por Planeamiento, en el mercado "La Terminal" zona 4 Ciudad de Guatemala y por la Dirección de Coordinación Regional y Extensión Rural -DICORER- en los demás mercados departamentales.

SD = Sin Datos.

3.2. Precios Promedio Departamentales de Cebolla con Tallo, Blanca, Mediana de Primera

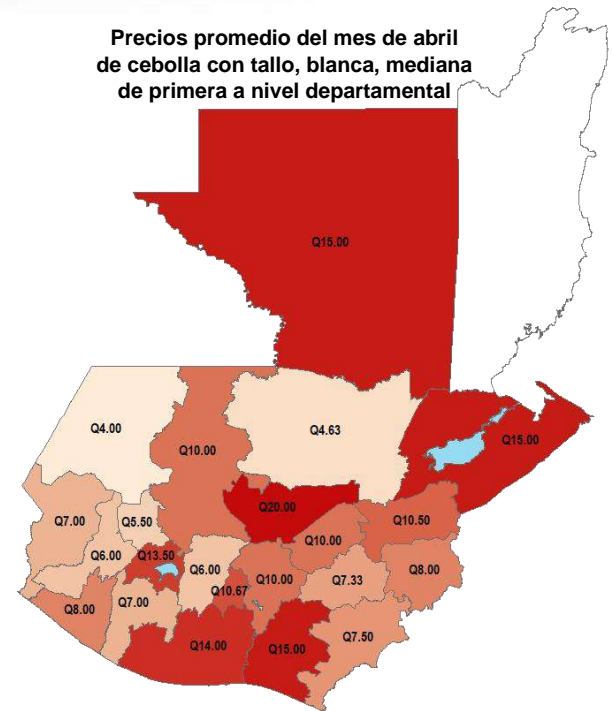
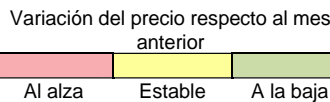


Tabla 4. Precios promedio mensual y variaciones mensuales de cebolla con tallo, blanca, mediana, de primera a nivel departamental.

| Cebolla con tallo, blanca, mediana de primera (Q/manejo 10 unidades) | | Abril 2022 | | | Mar 2022 | Abr 2021 | Variación Absoluta | | Variación Porcentual | |
|--|--------------------------------|------------|-------|----------|----------|----------|--------------------|-------|----------------------|---------|
| Departamento | Mercado | Min. | Max. | Promedio | | | Mensual | Anual | Mensual % | Anual % |
| Alta Verapaz | La Terminal | 4.50 | 5.00 | 4.63 | 4.80 | 4.00 | -0.17 | 0.63 | -3.54 | 15.75 |
| Baja Verapaz | Mercado Municipal | 20.00 | 20.00 | 20.00 | 21.25 | 15.00 | -1.25 | 5.00 | -5.88 | 33.33 |
| Chimaltenango | Mercado Municipal | 6.00 | 6.00 | 6.00 | 6.00 | 8.13 | 0.00 | -2.13 | 0.00 | -26.20 |
| Chiquimula | La Terminal | 8.00 | 8.00 | 8.00 | 8.00 | 10.00 | 0.00 | -2.00 | 0.00 | -20.00 |
| El Progreso | Centro de Comercialización | 10.00 | 10.00 | 10.00 | 10.00 | 10.00 | 0.00 | 0.00 | 0.00 | 0.00 |
| Escuintla | Mercado No.1 | 14.00 | 14.00 | 14.00 | 14.00 | 10.00 | 0.00 | 4.00 | 0.00 | 40.00 |
| Guatemala | La Terminal | 10.00 | 10.00 | 10.00 | 10.00 | 9.00 | 0.00 | 1.00 | 0.00 | 11.11 |
| Huehuetenango | La Terminal | 2.00 | 5.00 | 4.00 | 4.50 | 4.50 | -0.50 | -0.50 | -11.11 | -11.11 |
| Izabal | La Revolución | 15.00 | 15.00 | 15.00 | 16.10 | 15.00 | -1.10 | 0.00 | -6.83 | 0.00 |
| Jalapa | Mercado Municipal | 5.00 | 12.00 | 7.33 | 5.20 | 10.00 | 2.13 | -2.67 | 40.96 | -26.70 |
| Jutiapa | La Terminal | 5.00 | 12.00 | 7.50 | 5.00 | 3.00 | 2.50 | 4.50 | 50.00 | 150.00 |
| Petén | La Terminal | 15.00 | 15.00 | 15.00 | 14.40 | 13.00 | 0.60 | 2.00 | 4.17 | 15.38 |
| Quetzaltenango | La Terminal | 5.00 | 7.50 | 6.00 | 6.75 | 6.33 | -0.75 | -0.33 | -11.11 | -5.21 |
| Quiché | La Terminal | 10.00 | 10.00 | 10.00 | 10.00 | 8.00 | 0.00 | 2.00 | 0.00 | 25.00 |
| Retalhuleu | La Terminal | 8.00 | 8.00 | 8.00 | 8.00 | 5.20 | 0.00 | 2.80 | 0.00 | 53.85 |
| Sacatepéquez | Mercado Central | 10.00 | 12.00 | 10.67 | 10.00 | 9.00 | 0.67 | 1.67 | 6.70 | 18.56 |
| San Marcos | Plaza La Terminal | 7.00 | 7.00 | 7.00 | 6.00 | 3.75 | 1.00 | 3.25 | 16.67 | 86.67 |
| Santa Rosa | Mercado Municipal, Cuilapa | 15.00 | 15.00 | 15.00 | 12.80 | 5.25 | 2.20 | 9.75 | 17.19 | 185.71 |
| Sololá | Mercado Municipal | 13.00 | 14.00 | 13.50 | 13.00 | 5.33 | 0.50 | 8.17 | 3.85 | 153.28 |
| Suchitepéquez | Mercado No. 3 Antigua Terminal | 7.00 | 7.00 | 7.00 | 5.70 | 3.50 | 1.30 | 3.50 | 22.81 | 100.00 |
| Totonicapán | Mercado Municipal | 5.00 | 6.00 | 5.50 | 5.60 | 4.13 | -0.10 | 1.37 | -1.79 | 33.17 |
| Zacapa | Mercado Municipal | 6.00 | 12.00 | 10.50 | 12.45 | 13.00 | -1.95 | -2.50 | -15.66 | -19.23 |

Fuente: Planeamiento MAGA, con datos del Sistema de Información de Mercados -SIM-.

Datos recolectados por Planeamiento, en el mercado "La Terminal" zona 4 Ciudad de Guatemala y por la Dirección de Coordinación Regional y Extensión Rural -DICORER- en los demás mercados departamentales.

SD = Sin Datos.

3.3. Precios Promedio Departamentales de Cebolla Seca, Blanca, Mediana de Primera

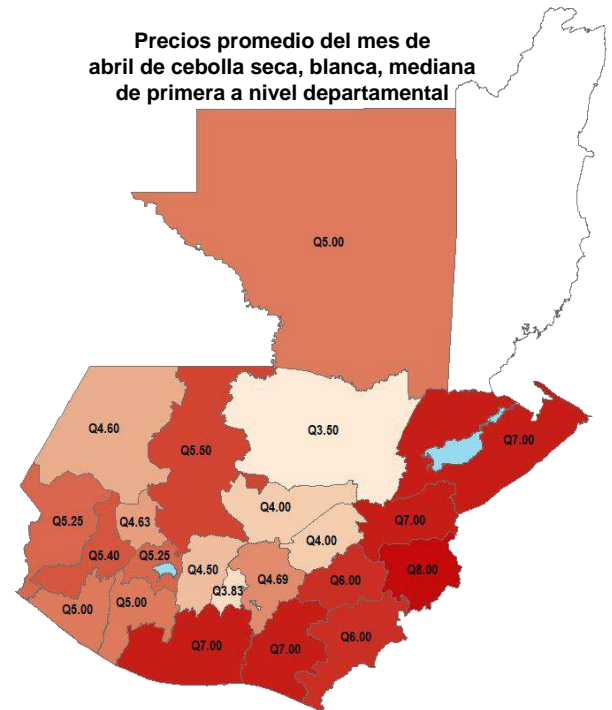
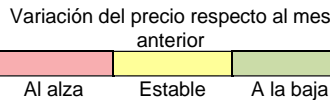



Tabla 5. Precios promedio mensual y variaciones mensuales de cebolla seca, blanca, mediana, de primera a nivel departamental.

| Cebolla seca, blanca, mediana, de primera (Q/lb) | | Abril 2022 | | | Mar 2022 | Abr 2021 | Variación Absoluta | | Variación Porcentual | |
|--|--------------------------------|------------|------|----------|----------|----------|--------------------|-------|----------------------|---------|
| Departamento | Mercado | Min. | Max. | Promedio | | | Mensual | Anual | Mensual % | Anual % |
| Alta Verapaz | La Terminal | 3.50 | 3.50 | 3.50 | 4.00 | 2.00 | -0.50 | 1.50 | -12.50 | 75.00 |
| Baja Verapaz | Mercado Municipal | 3.00 | 5.00 | 4.00 | 5.00 | 2.17 | -1.00 | 1.83 | -20.00 | 84.33 |
| Chimaltenango | Mercado Municipal | 4.50 | 4.50 | 4.50 | 4.50 | 3.63 | 0.00 | 0.87 | 0.00 | 23.97 |
| Chiquimula | La Terminal | 8.00 | 8.00 | 8.00 | 7.60 | 6.00 | 0.40 | 2.00 | 5.26 | 33.33 |
| El Progreso | Centro de Comercialización | 4.00 | 4.00 | 4.00 | 3.80 | 3.38 | 0.20 | 0.62 | 5.26 | 18.34 |
| Escuintla | Mercado No.1 | 7.00 | 7.00 | 7.00 | 5.80 | 5.00 | 1.20 | 2.00 | 20.69 | 40.00 |
| Guatemala | La Terminal | 4.50 | 5.00 | 4.69 | 5.76 | SD | -1.07 | - | -18.58 | - |
| Huehuetenango | La Terminal | 3.00 | 5.00 | 4.60 | 4.75 | 2.63 | -0.15 | 1.97 | -3.16 | 74.90 |
| Izabal | La Revolución | 7.00 | 7.00 | 7.00 | 7.10 | 5.00 | -0.10 | 2.00 | -1.41 | 40.00 |
| Jalapa | Mercado Municipal | 6.00 | 6.00 | 6.00 | 5.60 | 3.75 | 0.40 | 2.25 | 7.14 | 60.00 |
| Jutiapa | La Terminal | 5.00 | 7.00 | 6.00 | 7.00 | 3.40 | -1.00 | 2.60 | -14.29 | 76.47 |
| Petén | La Terminal | 5.00 | 5.00 | 5.00 | 5.20 | 5.00 | -0.20 | 0.00 | -3.85 | 0.00 |
| Quetzaltenango | La Terminal | 5.40 | 5.40 | 5.40 | 4.35 | 3.33 | 1.05 | 2.07 | 24.14 | 62.16 |
| Quiché | La Terminal | 4.00 | 6.00 | 5.50 | 6.00 | 4.00 | -0.50 | 1.50 | -8.33 | 37.50 |
| Retalhuleu | La Terminal | 5.00 | 5.00 | 5.00 | 4.90 | 4.40 | 0.10 | 0.60 | 2.04 | 13.64 |
| Sacatepéquez | Mercado Central | 3.50 | 4.00 | 3.83 | 4.40 | 2.00 | -0.57 | 1.83 | -12.95 | 91.50 |
| San Marcos | Plaza La Terminal | 5.00 | 5.50 | 5.25 | 5.20 | 2.70 | 0.05 | 2.55 | 0.96 | 94.44 |
| Santa Rosa | Mercado Municipal, Cuilapa | 7.00 | 7.00 | 7.00 | 6.50 | 5.00 | 0.50 | 2.00 | 7.69 | 40.00 |
| Sololá | Mercado Municipal | 5.00 | 5.50 | 5.25 | 5.50 | 2.67 | -0.25 | 2.58 | -4.55 | 96.63 |
| Suchitepéquez | Mercado No. 3 Antigua Terminal | 5.00 | 5.00 | 5.00 | 5.20 | 3.00 | -0.20 | 2.00 | -3.85 | 66.67 |
| Totonicapán | Mercado Municipal | 4.00 | 5.00 | 4.63 | 5.60 | 2.38 | -0.97 | 2.25 | -17.32 | 94.54 |
| Zacapa | Mercado Municipal | 7.00 | 7.00 | 7.00 | 6.60 | 5.00 | 0.40 | 2.00 | 6.06 | 40.00 |

Fuente: Planeamiento MAGA, con datos del Sistema de Información de Mercados -SIM-.

Datos recolectados por Planeamiento, en el mercado "La Terminal" zona 4 Ciudad de Guatemala y por la Dirección de Coordinación Regional y Extensión Rural -DICORER- en los demás mercados departamentales.

SD = Sin Datos.

3.4. Precios Promedio Departamentales de Chile Pimiento, Mediano, de Primera

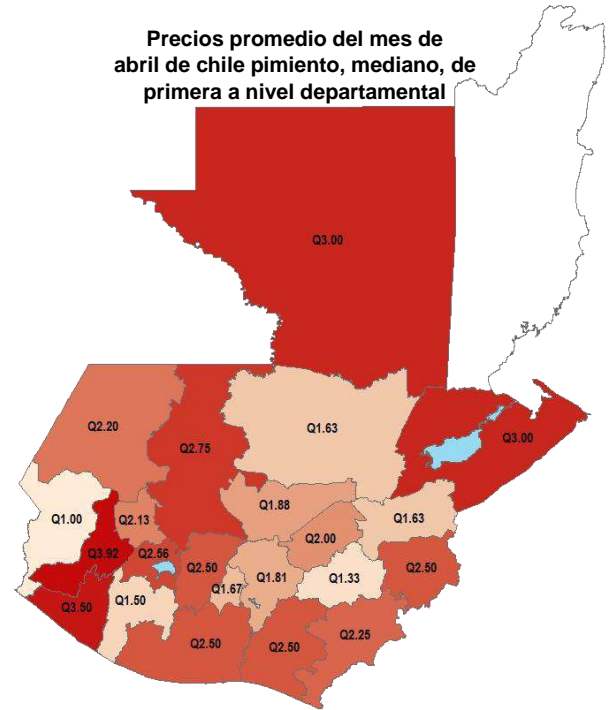
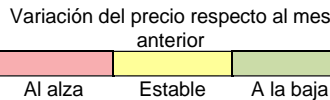


Tabla 6. Precios promedio mensual y variaciones mensuales de Chile pimiento, mediano, de primera a nivel departamental.

| Chile Pimiento, mediano, de primera (Q/Unidad) | | Abril 2022 | | | Mar 2022 | Abr 2021 | Variación Absoluta | | Variación Porcentual | |
|--|--------------------------------|------------|------|----------|----------|----------|--------------------|--------|----------------------|----------|
| Departamento | Mercado | Min. | Max. | Promedio | | | Mensual | Annual | Mensual % | Annual % |
| Alta Verapaz | La Terminal | 1.50 | 2.00 | 1.63 | 1.00 | 1.33 | 0.63 | 0.30 | 63.00 | 22.56 |
| Baja Verapaz | Mercado Municipal | 1.50 | 2.00 | 1.88 | 2.00 | 2.00 | -0.12 | -0.12 | -6.00 | -6.00 |
| Chimaltenango | Mercado Municipal | 2.50 | 2.50 | 2.50 | 2.50 | 1.63 | 0.00 | 0.87 | 0.00 | 53.37 |
| Chiquimula | La Terminal | 2.50 | 2.50 | 2.50 | 2.50 | 1.50 | 0.00 | 1.00 | 0.00 | 66.67 |
| El Progreso | Centro de Comercialización | 2.00 | 2.00 | 2.00 | 2.00 | 2.00 | 0.00 | 0.00 | 0.00 | 0.00 |
| Escuintla | Mercado No.1 | 2.50 | 2.50 | 2.50 | 2.10 | 2.00 | 0.40 | 0.50 | 19.05 | 25.00 |
| Guatemala | La Terminal | 1.50 | 2.00 | 1.81 | 1.50 | 1.00 | 0.31 | 0.81 | 20.67 | 81.00 |
| Huehuetenango | La Terminal | 2.00 | 2.50 | 2.20 | 1.75 | 1.88 | 0.45 | 0.32 | 25.71 | 17.02 |
| Izabal | La Revolución | 3.00 | 3.00 | 3.00 | 2.90 | 2.00 | 0.10 | 1.00 | 3.45 | 50.00 |
| Jalapa | Mercado Municipal | 1.00 | 2.00 | 1.33 | 1.40 | 1.00 | -0.07 | 0.33 | -5.00 | 33.00 |
| Jutiapa | La Terminal | 2.00 | 3.00 | 2.25 | 2.00 | 2.00 | 0.25 | 0.25 | 12.50 | 12.50 |
| Petén | La Terminal | 3.00 | 3.00 | 3.00 | 2.90 | 2.50 | 0.10 | 0.50 | 3.45 | 20.00 |
| Quetzaltenango | La Terminal | 3.90 | 3.95 | 3.92 | 2.25 | 1.50 | 1.67 | 2.42 | 74.22 | 161.33 |
| Quiché | La Terminal | 2.50 | 3.00 | 2.75 | 3.00 | 2.00 | -0.25 | 0.75 | -8.33 | 37.50 |
| Retalhuleu | La Terminal | 3.50 | 3.50 | 3.50 | 3.25 | 2.20 | 0.25 | 1.30 | 7.69 | 59.09 |
| Sacatepéquez | Mercado Central | 1.50 | 2.00 | 1.67 | 1.90 | 1.50 | -0.23 | 0.17 | -12.11 | 11.33 |
| San Marcos | Plaza La Terminal | 1.00 | 1.00 | 1.00 | 1.50 | 1.70 | -0.50 | -0.70 | -33.33 | -41.18 |
| Santa Rosa | Mercado Municipal, Cuilapa | 2.50 | 2.50 | 2.50 | 2.50 | 2.00 | 0.00 | 0.50 | 0.00 | 25.00 |
| Sololá | Mercado Municipal | 2.25 | 3.50 | 2.56 | 2.25 | 1.75 | 0.31 | 0.81 | 13.78 | 46.29 |
| Suchitepéquez | Mercado No. 3 Antigua Terminal | 1.50 | 1.50 | 1.50 | 1.60 | 1.50 | -0.10 | 0.00 | -6.25 | 0.00 |
| Totonicapán | Mercado Municipal | 1.00 | 3.00 | 2.13 | 1.00 | 1.63 | 1.13 | 0.50 | 113.00 | 30.67 |
| Zacapa | Mercado Municipal | 1.50 | 2.00 | 1.63 | 2.30 | 2.13 | -0.67 | -0.50 | -29.13 | -23.47 |

Fuente: Planeamiento MAGA, con datos del Sistema de Información de Mercados -SIM-.

Datos recolectados por Planeamiento, en el mercado "La Terminal" zona 4 Ciudad de Guatemala y por la Dirección de Coordinación Regional y Extensión Rural -DICORER- en los demás mercados departamentales.

SD = Sin Datos.

3.5. Precios Promedio Departamentales de Güisquil Mediano, de Primera

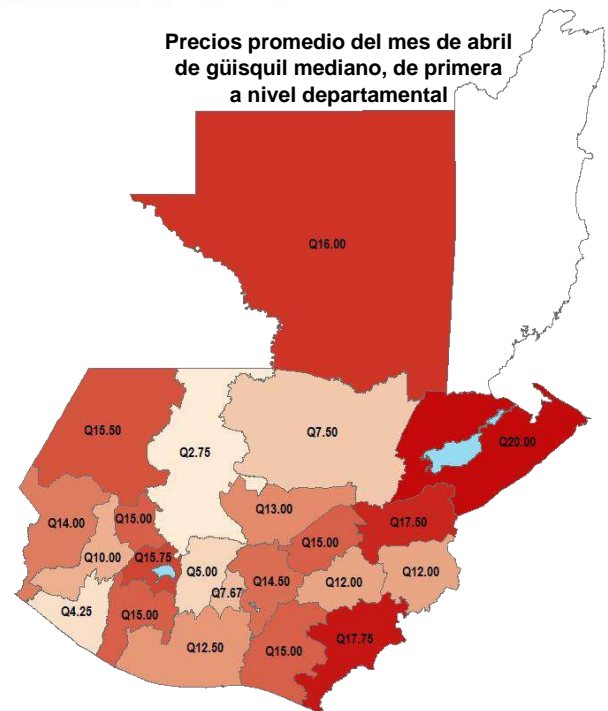
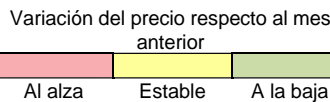


Tabla 7. Precios promedio mensual y variaciones mensuales de güisquil mediano, de primera a nivel departamental.

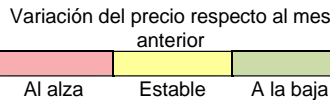

| Güisquil mediano, de primera (Q/5 Unidades) | | Abril 2022 | | | Mar 2022 | Abr 2021 | Variación Absoluta | | Variación Porcentual | |
|---|--------------------------------|------------|-------|----------|----------|----------|--------------------|--------|----------------------|---------|
| Departamento | Mercado | Min. | Max. | Promedio | | | Mensual | Anual | Mensual % | Anual % |
| Alta Verapaz | La Terminal | 7.50 | 7.50 | 7.50 | 6.35 | 8.33 | 1.15 | -0.83 | 18.11 | -9.96 |
| Baja Verapaz | Mercado Municipal | 10.00 | 20.00 | 13.00 | 11.63 | 10.00 | 1.37 | 3.00 | 11.78 | 30.00 |
| Chimaltenango | Mercado Municipal | 5.00 | 5.00 | 5.00 | 5.00 | 5.00 | 0.00 | 0.00 | 0.00 | 0.00 |
| Chiquimula | La Terminal | 12.00 | 12.00 | 12.00 | 11.20 | 10.00 | 0.80 | 2.00 | 7.14 | 20.00 |
| El Progreso | Centro de Comercialización | 15.00 | 15.00 | 15.00 | 13.80 | 12.50 | 1.20 | 2.50 | 8.70 | 20.00 |
| Escuintla | Mercado No.1 | 12.50 | 12.50 | 12.50 | 12.50 | 10.50 | 0.00 | 2.00 | 0.00 | 19.05 |
| Guatemala | La Terminal | 12.00 | 15.00 | 14.50 | 12.33 | 13.50 | 2.17 | 1.00 | 17.60 | 7.41 |
| Huehuetenango | La Terminal | 10.00 | 20.00 | 15.50 | 14.38 | 7.50 | 1.12 | 8.00 | 7.79 | 106.67 |
| Izabal | La Revolución | 20.00 | 20.00 | 20.00 | 21.00 | 19.56 | -1.00 | 0.44 | -4.76 | 2.25 |
| Jalapa | Mercado Municipal | 10.00 | 15.00 | 12.00 | 11.00 | 10.00 | 1.00 | 2.00 | 9.09 | 20.00 |
| Jutiapa | La Terminal | 15.50 | 20.00 | 17.75 | 15.40 | 14.40 | 2.35 | 3.35 | 15.26 | 23.26 |
| Petén | La Terminal | 16.00 | 16.00 | 16.00 | 16.40 | 19.50 | -0.40 | -3.50 | -2.44 | -17.95 |
| Quetzaltenango | La Terminal | 10.00 | 10.00 | 10.00 | 17.94 | 20.00 | -7.94 | -10.00 | -44.26 | -50.00 |
| Quiché | La Terminal | 2.50 | 3.00 | 2.75 | 2.50 | 2.50 | 0.25 | 0.25 | 10.00 | 10.00 |
| Retalhuleu | La Terminal | 4.25 | 4.25 | 4.25 | 3.95 | 7.10 | 0.30 | -2.85 | 7.59 | -40.14 |
| Sacatepéquez | Mercado Central | 7.00 | 9.00 | 7.67 | 7.60 | 8.50 | 0.07 | -0.83 | 0.92 | -9.76 |
| San Marcos | Plaza La Terminal | 12.00 | 20.00 | 14.00 | 14.00 | 12.50 | 0.00 | 1.50 | 0.00 | 12.00 |
| Santa Rosa | Mercado Municipal, Cuilapa | 15.00 | 15.00 | 15.00 | 14.40 | 10.00 | 0.60 | 5.00 | 4.17 | 50.00 |
| Sololá | Mercado Municipal | 15.00 | 18.00 | 15.75 | 16.88 | 16.25 | -1.13 | -0.50 | -6.69 | -3.08 |
| Suchitepéquez | Mercado No. 3 Antigua Terminal | 15.00 | 15.00 | 15.00 | 15.00 | 15.00 | 0.00 | 0.00 | 0.00 | 0.00 |
| Totonicapán | Mercado Municipal | 10.00 | 17.50 | 15.00 | 10.00 | 14.38 | 5.00 | 0.62 | 50.00 | 4.31 |
| Zacapa | Mercado Municipal | 17.50 | 17.50 | 17.50 | 17.10 | 9.50 | 0.40 | 8.00 | 2.34 | 84.21 |

Fuente: Planeamiento MAGA, con datos del Sistema de Información de Mercados -SIM-.

Datos recolectados por Planeamiento, en el mercado "La Terminal" zona 4 Ciudad de Guatemala y por la Dirección de Coordinación Regional y Extensión Rural -DICORER- en los demás mercados departamentales.

SD = Sin Datos.

3.6. Precios Promedio Departamentales de Papa Loman, Lavada, Mediana, de Primera



Precios promedio del mes de abril de papa Loman, lavada, mediana de primera a nivel departamental

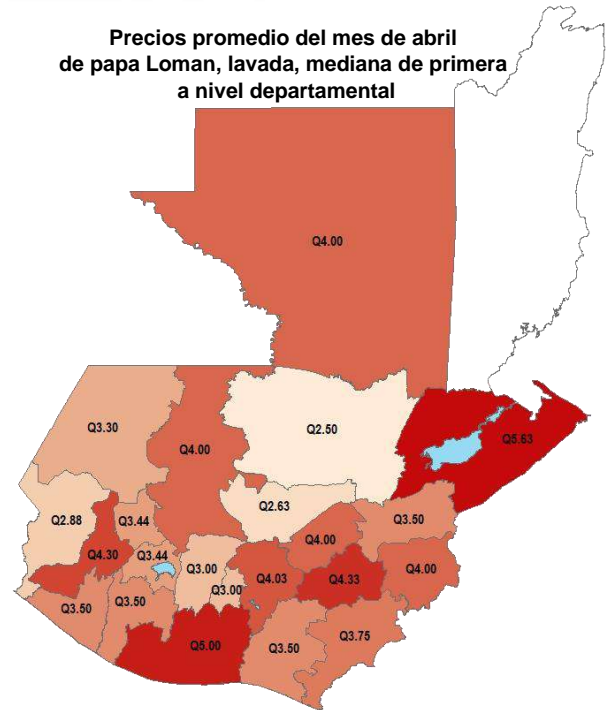


Tabla 8. Precios promedio mensual y variaciones mensuales de papa Loman, lavada, mediana, de primera a nivel departamental.

| Papa Loman, lavada, mediana, de primera (Q/lb) | | Abril 2022 | | | Mar 2022 | Abr 2021 | Variación Absoluta | | Variación Porcentual | |
|--|--------------------------------|------------|------|----------|----------|----------|--------------------|--------|----------------------|----------|
| Departamento | Mercado | Min. | Max. | Promedio | | | Mensual | Annual | Mensual % | Annual % |
| Alta Verapaz | La Terminal | 2.50 | 2.50 | 2.50 | 2.40 | 2.67 | 0.10 | -0.17 | 4.17 | -6.37 |
| Baja Verapaz | Mercado Municipal | 2.50 | 3.00 | 2.63 | 2.88 | 3.00 | -0.25 | -0.37 | -8.68 | -12.33 |
| Chimaltenango | Mercado Municipal | 3.00 | 3.00 | 3.00 | 2.70 | 3.13 | 0.30 | -0.13 | 11.11 | -4.15 |
| Chiquimula | La Terminal | 4.00 | 4.00 | 4.00 | 4.00 | 4.00 | 0.00 | 0.00 | 0.00 | 0.00 |
| El Progreso | Centro de Comercialización | 4.00 | 4.00 | 4.00 | 4.00 | 3.75 | 0.00 | 0.25 | 0.00 | 6.67 |
| Escuintla | Mercado No.1 | 5.00 | 5.00 | 5.00 | 5.00 | 4.00 | 0.00 | 1.00 | 0.00 | 25.00 |
| Guatemala | La Terminal | 4.00 | 4.50 | 4.03 | 3.98 | 3.00 | 0.05 | 1.03 | 1.26 | 34.33 |
| Huehuetenango | La Terminal | 2.50 | 5.00 | 3.30 | 2.75 | 2.88 | 0.55 | 0.42 | 20.00 | 14.58 |
| Izabal | La Revolución | 4.50 | 7.00 | 5.63 | 4.50 | 4.00 | 1.13 | 1.63 | 25.11 | 40.75 |
| Jalapa | Mercado Municipal | 3.00 | 5.00 | 4.33 | 3.30 | 3.25 | 1.03 | 1.08 | 31.21 | 33.23 |
| Jutiapa | La Terminal | 3.50 | 4.00 | 3.75 | 3.50 | 4.00 | 0.25 | -0.25 | 7.14 | -6.25 |
| Petén | La Terminal | 4.00 | 4.00 | 4.00 | 3.90 | 5.00 | 0.10 | -1.00 | 2.56 | -20.00 |
| Quetzaltenango | La Terminal | 2.50 | 7.00 | 4.30 | 3.13 | 3.00 | 1.17 | 1.30 | 37.38 | 43.33 |
| Quiché | La Terminal | 4.00 | 4.00 | 4.00 | 4.00 | 3.00 | 0.00 | 1.00 | 0.00 | 33.33 |
| Retalhuleu | La Terminal | 3.50 | 3.50 | 3.50 | 3.40 | 4.00 | 0.10 | -0.50 | 2.94 | -12.50 |
| Sacatepéquez | Mercado Central | 3.00 | 3.00 | 3.00 | 2.90 | 3.13 | 0.10 | -0.13 | 3.45 | -4.15 |
| San Marcos | Plaza La Terminal | 2.50 | 3.50 | 2.88 | 3.10 | 2.90 | -0.22 | -0.02 | -7.10 | -0.69 |
| Santa Rosa | Mercado Municipal, Cuilapa | 3.50 | 3.50 | 3.50 | 3.50 | 3.63 | 0.00 | -0.13 | 0.00 | -3.58 |
| Sololá | Mercado Municipal | 3.00 | 3.75 | 3.44 | 3.13 | 3.33 | 0.31 | 0.11 | 9.90 | 3.30 |
| Suchitepéquez | Mercado No. 3 Antigua Terminal | 3.50 | 3.50 | 3.50 | 3.40 | 3.00 | 0.10 | 0.50 | 2.94 | 16.67 |
| Zacapa | Mercado Municipal | 3.50 | 3.50 | 3.50 | 4.60 | 3.88 | -1.10 | -0.38 | -23.91 | -9.79 |

Fuente: Planeamiento MAGA, con datos del Sistema de Información de Mercados –SIM–.

Datos recolectados por Planeamiento, en el mercado "La Terminal" zona 4 Ciudad de Guatemala y por la Dirección de Coordinación Regional y Extensión Rural -DICORER- en los demás mercados departamentales.

SD = Sin Datos.

3.7. Precios Promedio Departamentales de Pepino Mediano, de Primera

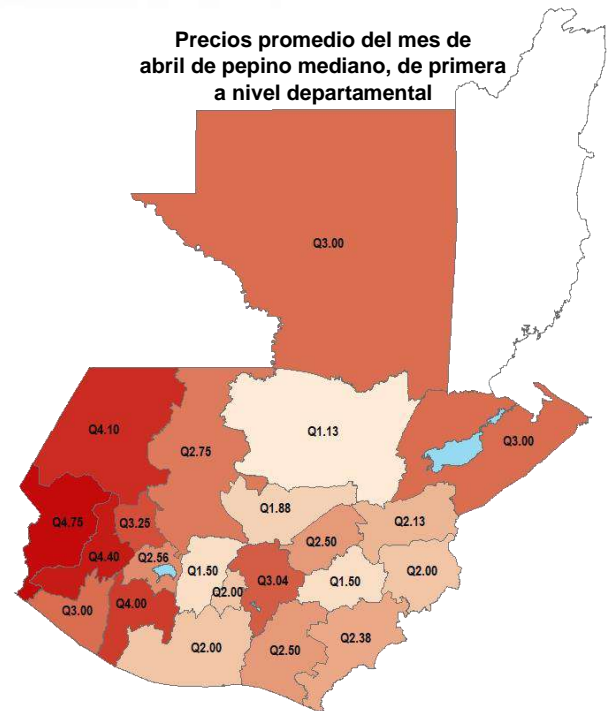
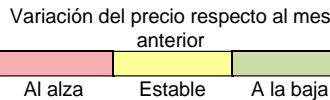



Tabla 9. Precios promedio mensual y variaciones mensuales de pepino mediano, de primera a nivel departamental.

| Pepino mediano, de primera (Q/Unidad) | | Abril 2022 | | | Mar 2022 | Abr 2021 | Variación Absoluta | | Variación Porcentual | |
|---------------------------------------|--------------------------------|------------|------|----------|----------|----------|--------------------|-------|----------------------|---------|
| Departamento | Mercado | Min. | Max. | Promedio | | | Mensual | Anual | Mensual % | Anual % |
| Alta Verapaz | La Terminal | 1.00 | 1.50 | 1.13 | 1.40 | 1.83 | -0.27 | -0.70 | -19.29 | -38.25 |
| Baja Verapaz | Mercado Municipal | 1.50 | 2.00 | 1.88 | 2.00 | 2.00 | -0.12 | -0.12 | -6.00 | -6.00 |
| Chimaltenango | Mercado Municipal | 1.50 | 1.50 | 1.50 | 1.50 | 1.50 | 0.00 | 0.00 | 0.00 | 0.00 |
| Chiquimula | La Terminal | 2.00 | 2.00 | 2.00 | 2.00 | 2.00 | 0.00 | 0.00 | 0.00 | 0.00 |
| El Progreso | Centro de Comercialización | 2.50 | 2.50 | 2.50 | 2.10 | 2.00 | 0.40 | 0.50 | 19.05 | 25.00 |
| Escuintla | Mercado No.1 | 2.00 | 2.00 | 2.00 | 2.00 | 1.50 | 0.00 | 0.50 | 0.00 | 33.33 |
| Guatemala | La Terminal | 2.00 | 4.25 | 3.04 | 3.12 | 2.00 | -0.08 | 1.04 | -2.56 | 52.00 |
| Huehuetenango | La Terminal | 3.00 | 5.00 | 4.10 | 4.06 | 2.00 | 0.04 | 2.10 | 0.99 | 105.00 |
| Izabal | La Revolución | 3.00 | 3.00 | 3.00 | 3.00 | 2.00 | 0.00 | 1.00 | 0.00 | 50.00 |
| Jalapa | Mercado Municipal | 1.00 | 2.50 | 1.50 | 2.50 | 1.25 | -1.00 | 0.25 | -40.00 | 20.00 |
| Jutiapa | La Terminal | 1.75 | 3.00 | 2.38 | 1.60 | 2.00 | 0.78 | 0.38 | 48.75 | 19.00 |
| Petén | La Terminal | 3.00 | 3.00 | 3.00 | 2.90 | 2.50 | 0.10 | 0.50 | 3.45 | 20.00 |
| Quetzaltenango | La Terminal | 4.40 | 4.40 | 4.40 | 3.35 | 2.83 | 1.05 | 1.57 | 31.34 | 55.48 |
| Quiché | La Terminal | 2.00 | 3.00 | 2.75 | 3.00 | 2.00 | -0.25 | 0.75 | -8.33 | 37.50 |
| Retalhuleu | La Terminal | 3.00 | 3.00 | 3.00 | 3.30 | 2.50 | -0.30 | 0.50 | -9.09 | 20.00 |
| Sacatepéquez | Mercado Central | 2.00 | 2.00 | 2.00 | 2.20 | 1.50 | -0.20 | 0.50 | -9.09 | 33.33 |
| San Marcos | Plaza La Terminal | 4.50 | 5.00 | 4.75 | 4.60 | 1.60 | 0.15 | 3.15 | 3.26 | 196.88 |
| Santa Rosa | Mercado Municipal, Cuilapa | 2.50 | 2.50 | 2.50 | 2.50 | 2.00 | 0.00 | 0.50 | 0.00 | 25.00 |
| Sololá | Mercado Municipal | 2.25 | 3.00 | 2.56 | 2.88 | 2.00 | -0.32 | 0.56 | -11.11 | 28.00 |
| Suchitepéquez | Mercado No. 3 Antigua Terminal | 4.00 | 4.00 | 4.00 | 3.20 | 2.63 | 0.80 | 1.37 | 25.00 | 52.09 |
| Totonicapán | Mercado Municipal | 2.50 | 3.50 | 3.25 | 4.10 | 1.63 | -0.85 | 1.62 | -20.73 | 99.39 |
| Zacapa | Mercado Municipal | 2.00 | 2.50 | 2.13 | 2.40 | 2.25 | -0.27 | -0.12 | -11.25 | -5.33 |

Fuente: Planeamiento MAGA, con datos del Sistema de Información de Mercados -SIM-.

Datos recolectados por Planeamiento, en el mercado "La Terminal" zona 4 Ciudad de Guatemala y por la Dirección de Coordinación Regional y Extensión Rural -DICORER- en los demás mercados departamentales.

SD = Sin Datos.

3.8. Precios Promedio Departamentales de Repollo Blanco, Mediano, de Primera

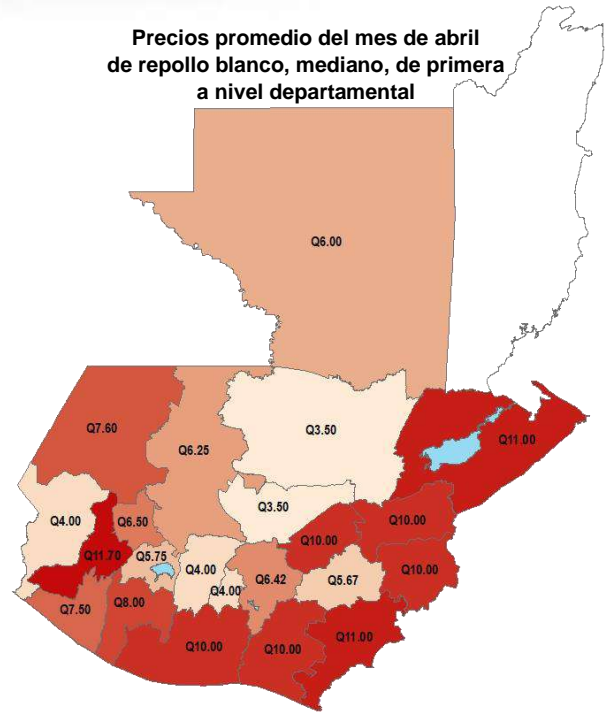
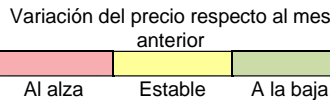


Tabla 10. Precios promedio mensual y variaciones mensuales de repollo blanco, mediano, de primera a nivel departamental.

| Repollo blanco, mediano, de primera (Q/Unidad) | | Abril 2022 | | | Mar 2022 | Abr 2021 | Variación Absoluta | | Variación Porcentual | |
|--|--------------------------------|------------|-------|----------|----------|----------|--------------------|-------|----------------------|---------|
| Departamento | Mercado | Min. | Max. | Promedio | | | Mensual | Anual | Mensual % | Anual % |
| Alta Verapaz | La Terminal | 3.50 | 3.50 | 3.50 | 3.50 | 4.00 | 0.00 | -0.50 | 0.00 | -12.50 |
| Baja Verapaz | Mercado Municipal | 3.00 | 4.00 | 3.50 | 5.00 | 5.00 | -1.50 | -1.50 | -30.00 | -30.00 |
| Chimaltenango | Mercado Municipal | 4.00 | 4.00 | 4.00 | 4.00 | 5.06 | 0.00 | -1.06 | 0.00 | -20.95 |
| Chiquimula | La Terminal | 10.00 | 10.00 | 10.00 | 10.00 | 5.00 | 0.00 | 5.00 | 0.00 | 100.00 |
| El Progreso | Centro de Comercialización | 10.00 | 10.00 | 10.00 | 10.00 | 10.00 | 0.00 | 0.00 | 0.00 | 0.00 |
| Escuintla | Mercado No.1 | 10.00 | 10.00 | 10.00 | 10.00 | 5.00 | 0.00 | 5.00 | 0.00 | 100.00 |
| Guatemala | La Terminal | 5.50 | 6.50 | 6.42 | 5.48 | 6.47 | 0.94 | -0.05 | 17.15 | -0.77 |
| Huehuetenango | La Terminal | 5.00 | 15.00 | 7.60 | 6.38 | 4.63 | 1.22 | 2.97 | 19.12 | 64.15 |
| Izabal | La Revolución | 10.00 | 12.00 | 11.00 | 10.70 | 14.13 | 0.30 | -3.13 | 2.80 | -22.15 |
| Jalapa | Mercado Municipal | 5.00 | 7.00 | 5.67 | 6.40 | 5.00 | -0.73 | 0.67 | -11.41 | 13.40 |
| Jutiapa | La Terminal | 7.00 | 15.00 | 11.00 | 15.00 | 9.60 | -4.00 | 1.40 | -26.67 | 14.58 |
| Petén | La Terminal | 6.00 | 6.00 | 6.00 | 6.80 | 8.50 | -0.80 | -2.50 | -11.76 | -29.41 |
| Quetzaltenango | La Terminal | 11.70 | 11.70 | 11.70 | 5.88 | 4.00 | 5.82 | 7.70 | 98.98 | 192.50 |
| Quiché | La Terminal | 5.00 | 7.00 | 6.25 | 7.00 | 5.00 | -0.75 | 1.25 | -10.71 | 25.00 |
| Retalhuleu | La Terminal | 7.50 | 7.50 | 7.50 | 7.70 | 6.20 | -0.20 | 1.30 | -2.60 | 20.97 |
| Sacatepéquez | Mercado Central | 4.00 | 4.00 | 4.00 | 5.10 | 8.50 | -1.10 | -4.50 | -21.57 | -52.94 |
| San Marcos | Plaza La Terminal | 4.00 | 4.00 | 4.00 | 4.00 | 4.60 | 0.00 | -0.60 | 0.00 | -13.04 |
| Santa Rosa | Mercado Municipal, Cuilapa | 10.00 | 10.00 | 10.00 | 10.00 | 8.50 | 0.00 | 1.50 | 0.00 | 17.65 |
| Sololá | Mercado Municipal | 5.00 | 6.00 | 5.75 | 6.00 | 6.25 | -0.25 | -0.50 | -4.17 | -8.00 |
| Suchitepéquez | Mercado No. 3 Antigua Terminal | 8.00 | 8.00 | 8.00 | 9.00 | 4.50 | -1.00 | 3.50 | -11.11 | 77.78 |
| Totonicapán | Mercado Municipal | 5.00 | 7.00 | 6.50 | 6.00 | 6.25 | 0.50 | 0.25 | 8.33 | 4.00 |
| Zacapa | Mercado Municipal | 10.00 | 10.00 | 10.00 | 13.00 | 10.00 | -3.00 | 0.00 | -23.08 | 0.00 |

Fuente: Planeamiento MAGA, con datos del Sistema de Información de Mercados -SIM-.

Datos recolectados por Planeamiento, en el mercado "La Terminal" zona 4 Ciudad de Guatemala y por la Dirección de Coordinación Regional y Extensión Rural -DICORER- en los demás mercados departamentales.

SD = Sin Datos.

3.9. Precios Promedio Departamentales de Tomate de Cocina, Mediano, de Primera

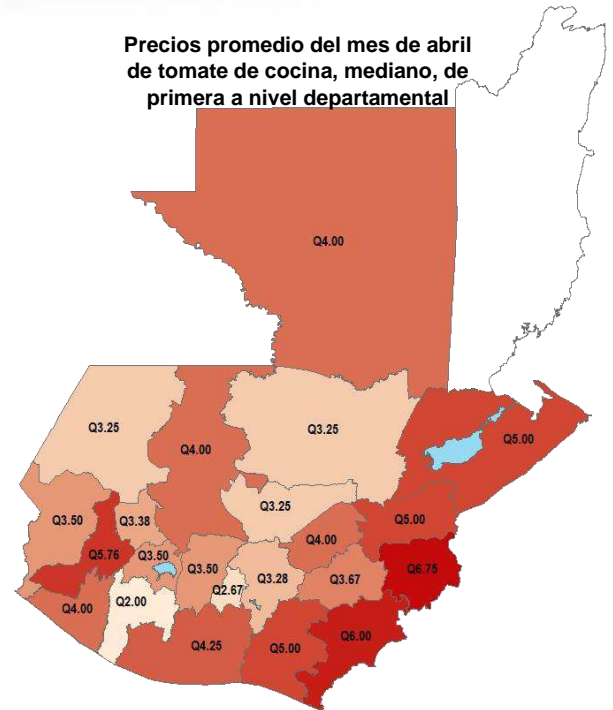
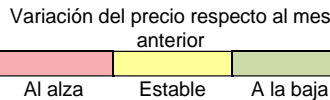


Tabla 11. Precios promedio mensual y variaciones mensuales de tomate de cocina, mediano, de primera a nivel departamental.

| Tomate de cocina, mediano, de primera (Q/lb) | | Abril 2022 | | | Mar 2022 | Abr 2021 | Variación Absoluta | | Variación Porcentual | |
|--|--------------------------------|------------|------|----------|----------|----------|--------------------|--------|----------------------|----------|
| Departamento | Mercado | Min. | Max. | Promedio | | | Mensual | Annual | Mensual % | Annual % |
| Alta Verapaz | La Terminal | 3.00 | 3.50 | 3.25 | 2.60 | 2.17 | 0.65 | 1.08 | 25.00 | 49.77 |
| Baja Verapaz | Mercado Municipal | 3.00 | 3.50 | 3.25 | 3.00 | 2.00 | 0.25 | 1.25 | 8.33 | 62.50 |
| Chimaltenango | Mercado Municipal | 3.50 | 3.50 | 3.50 | 3.50 | 2.38 | 0.00 | 1.12 | 0.00 | 47.06 |
| Chiquimula | La Terminal | 6.75 | 6.75 | 6.75 | 6.75 | 5.00 | 0.00 | 1.75 | 0.00 | 35.00 |
| El Progreso | Centro de Comercialización | 4.00 | 4.00 | 4.00 | 4.00 | 3.38 | 0.00 | 0.62 | 0.00 | 18.34 |
| Escuintla | Mercado No.1 | 4.00 | 5.00 | 4.25 | 4.00 | 3.75 | 0.25 | 0.50 | 6.25 | 13.33 |
| Guatemala | La Terminal | 3.00 | 3.50 | 3.28 | 3.41 | 2.50 | -0.13 | 0.78 | -3.81 | 31.20 |
| Huehuetenango | La Terminal | 2.50 | 4.00 | 3.25 | 2.88 | 2.50 | 0.37 | 0.75 | 12.85 | 30.00 |
| Izabal | La Revolución | 4.00 | 6.00 | 5.00 | 5.35 | 5.00 | -0.35 | 0.00 | -6.54 | 0.00 |
| Jalapa | Mercado Municipal | 2.00 | 5.00 | 3.67 | 3.00 | 2.88 | 0.67 | 0.79 | 22.33 | 27.43 |
| Jutiapa | La Terminal | 6.00 | 6.00 | 6.00 | 6.00 | 2.90 | 0.00 | 3.10 | 0.00 | 106.90 |
| Petén | La Terminal | 4.00 | 4.00 | 4.00 | 4.20 | 4.25 | -0.20 | -0.25 | -4.76 | -5.88 |
| Quetzaltenango | La Terminal | 5.00 | 6.90 | 5.76 | 5.00 | 2.00 | 0.76 | 3.76 | 15.20 | 188.00 |
| Quiché | La Terminal | 4.00 | 4.00 | 4.00 | 4.00 | 4.00 | 0.00 | 0.00 | 0.00 | 0.00 |
| Retalhuleu | La Terminal | 4.00 | 4.00 | 4.00 | 4.00 | 3.00 | 0.00 | 1.00 | 0.00 | 33.33 |
| Sacatepéquez | Mercado Central | 2.00 | 3.00 | 2.67 | 2.80 | 1.88 | -0.13 | 0.79 | -4.64 | 42.02 |
| San Marcos | Plaza La Terminal | 3.00 | 5.00 | 3.50 | 3.40 | 2.60 | 0.10 | 0.90 | 2.94 | 34.62 |
| Santa Rosa | Mercado Municipal, Cuilapa | 5.00 | 5.00 | 5.00 | 5.00 | 4.75 | 0.00 | 0.25 | 0.00 | 5.26 |
| Sololá | Mercado Municipal | 3.00 | 4.00 | 3.50 | 3.00 | 2.50 | 0.50 | 1.00 | 16.67 | 40.00 |
| Suchitepéquez | Mercado No. 3 Antigua Terminal | 2.00 | 2.00 | 2.00 | 2.90 | 3.00 | -0.90 | -1.00 | -31.03 | -33.33 |
| Totonicapán | Mercado Municipal | 2.50 | 4.00 | 3.38 | 3.10 | 2.00 | 0.28 | 1.38 | 9.03 | 69.00 |
| Zacapa | Mercado Municipal | 5.00 | 5.00 | 5.00 | 5.40 | 4.00 | -0.40 | 1.00 | -7.41 | 25.00 |

Fuente: Planeamiento MAGA, con datos del Sistema de Información de Mercados -SIM-.

Datos recolectados por Planeamiento, en el mercado "La Terminal" zona 4 Ciudad de Guatemala y por la Dirección de Coordinación Regional y Extensión Rural -DICORER- en los demás mercados departamentales.

SD = Sin Datos.

3.10. Precios Promedio Departamentales de Zanahoria Mediana, de Primera

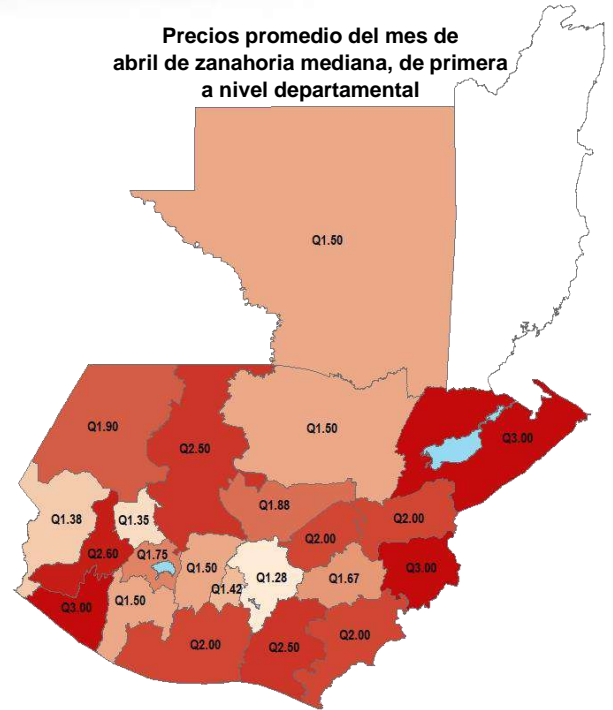
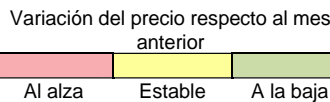


Tabla 12. Precios promedio mensual y variaciones mensuales de zanahoria mediana, de primera a nivel departamental.

| Zanahoria mediana, de primera (Q/Unidad) | | Abril 2022 | | | Mar 2022 | Abr 2021 | Variación Absoluta | | Variación Porcentual | |
|--|--------------------------------|------------|------|----------|----------|----------|--------------------|--------|----------------------|----------|
| Departamento | Mercado | Min. | Max. | Promedio | | | Mensual | Annual | Mensual % | Annual % |
| Alta Verapaz | La Terminal | 1.50 | 1.50 | 1.50 | 1.10 | 1.50 | 0.40 | 0.00 | 36.36 | 0.00 |
| Baja Verapaz | Mercado Municipal | 1.50 | 2.50 | 1.88 | 2.13 | 2.00 | -0.25 | -0.12 | -11.74 | -6.00 |
| Chimaltenango | Mercado Municipal | 1.50 | 1.50 | 1.50 | 1.50 | 1.13 | 0.00 | 0.37 | 0.00 | 32.74 |
| Chiquimula | La Terminal | 3.00 | 3.00 | 3.00 | 3.00 | 3.00 | 0.00 | 0.00 | 0.00 | 0.00 |
| El Progreso | Centro de Comercialización | 2.00 | 2.00 | 2.00 | 2.00 | 2.00 | 0.00 | 0.00 | 0.00 | 0.00 |
| Escuintla | Mercado No.1 | 2.00 | 2.00 | 2.00 | 2.00 | 2.00 | 0.00 | 0.00 | 0.00 | 0.00 |
| Guatemala | La Terminal | 1.25 | 1.50 | 1.28 | 1.58 | 1.50 | -0.30 | -0.22 | -18.99 | -14.67 |
| Huehuetenango | La Terminal | 1.50 | 2.00 | 1.90 | 2.25 | 1.38 | -0.35 | 0.52 | -15.56 | 37.68 |
| Izabal | La Revolución | 3.00 | 3.00 | 3.00 | 3.00 | 2.13 | 0.00 | 0.87 | 0.00 | 40.85 |
| Jalapa | Mercado Municipal | 1.00 | 2.00 | 1.67 | 2.40 | 1.25 | -0.73 | 0.42 | -30.42 | 33.60 |
| Jutiapa | La Terminal | 1.50 | 3.00 | 2.00 | 1.50 | 2.00 | 0.50 | 0.00 | 33.33 | 0.00 |
| Petén | La Terminal | 1.50 | 1.50 | 1.50 | 1.70 | 2.25 | -0.20 | -0.75 | -11.76 | -33.33 |
| Quetzaltenango | La Terminal | 2.00 | 3.50 | 2.60 | 1.38 | 1.00 | 1.22 | 1.60 | 88.41 | 160.00 |
| Quiché | La Terminal | 2.50 | 2.50 | 2.50 | 2.50 | 3.50 | 0.00 | -1.00 | 0.00 | -28.57 |
| Retalhuleu | La Terminal | 3.00 | 3.00 | 3.00 | 2.80 | 2.00 | 0.20 | 1.00 | 7.14 | 50.00 |
| Sacatepéquez | Mercado Central | 1.25 | 1.50 | 1.42 | 1.75 | 13.81 | -0.33 | -12.39 | -18.86 | -89.72 |
| San Marcos | Plaza La Terminal | 1.00 | 1.50 | 1.38 | 1.40 | 1.40 | -0.02 | -0.02 | -1.43 | -1.43 |
| Santa Rosa | Mercado Municipal, Cuilapa | 2.50 | 2.50 | 2.50 | 2.50 | 2.00 | 0.00 | 0.50 | 0.00 | 25.00 |
| Sololá | Mercado Municipal | 1.00 | 2.00 | 1.75 | 1.42 | 1.50 | 0.33 | 0.25 | 23.24 | 16.67 |
| Suchitepéquez | Mercado No. 3 Antigua Terminal | 1.50 | 1.50 | 1.50 | 1.45 | 1.50 | 0.05 | 0.00 | 3.45 | 0.00 |
| Totonicapán | Mercado Municipal | 1.00 | 1.70 | 1.35 | 1.00 | 7.00 | 0.35 | -5.65 | 35.00 | -80.71 |
| Zacapa | Mercado Municipal | 2.00 | 2.00 | 2.00 | 2.40 | 2.63 | -0.40 | -0.63 | -16.67 | -23.95 |

Fuente: Planeamiento MAGA, con datos del Sistema de Información de Mercados -SIM-.

Datos recolectados por Planeamiento, en el mercado "La Terminal" zona 4 Ciudad de Guatemala y por la Dirección de Coordinación Regional y Extensión Rural -DICORER- en los demás mercados departamentales.

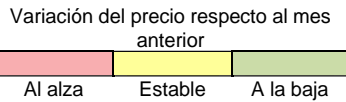

SD = Sin Datos.



4. Frutas



4.1. Precios Promedio Departamentales de Aguacate Hass, Mediano, de Primera



Precios promedio del mes de abril de aguacate Hass, mediano, de primera a nivel departamental

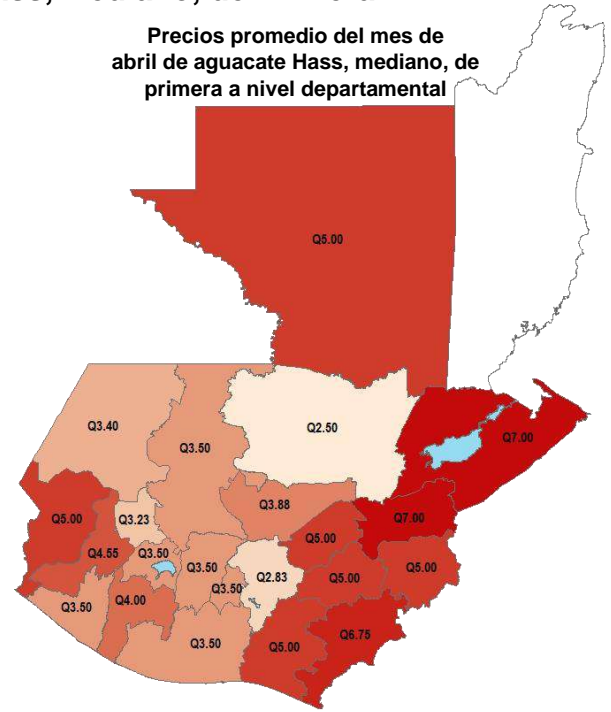


Tabla 13. Precios promedio mensual y variaciones mensuales de aguacate Hass, mediano, de primera a nivel departamental.

| Aguacate Hass, mediano, de primera (Q/Unidad) | | Abril 2022 | | | Mar 2022 | Abr 2021 | Variación Absoluta | | Variación Porcentual | |
|---|--------------------------------|------------|------|----------|----------|----------|--------------------|--------|----------------------|----------|
| Departamento | Mercado | Min. | Max. | Promedio | | | Mensual | Annual | Mensual % | Annual % |
| Alta Verapaz | La Terminal | 2.50 | 2.50 | 2.50 | 2.40 | 3.00 | 0.10 | -0.50 | 4.17 | -16.67 |
| Baja Verapaz | Mercado Municipal | 3.50 | 4.25 | 3.88 | 4.38 | 4.00 | -0.50 | -0.12 | -11.42 | -3.00 |
| Chimaltenango | Mercado Municipal | 3.50 | 3.50 | 3.50 | 3.50 | 3.50 | 0.00 | 0.00 | 0.00 | 0.00 |
| Chiquimula | La Terminal | 5.00 | 5.00 | 5.00 | 5.00 | 7.25 | 0.00 | -2.25 | 0.00 | -31.03 |
| El Progreso | Centro de Comercialización | 5.00 | 5.00 | 5.00 | 4.40 | 3.13 | 0.60 | 1.87 | 13.64 | 59.74 |
| Escuintla | Mercado No. 1 | 3.50 | 3.50 | 3.50 | 3.50 | 3.00 | 0.00 | 0.50 | 0.00 | 16.67 |
| Guatemala | La Terminal | 2.75 | 3.00 | 2.83 | 2.91 | 2.25 | -0.08 | 0.58 | -2.75 | 25.78 |
| Huehuetenango | La Terminal | 3.00 | 5.00 | 3.40 | 2.96 | 2.25 | 0.44 | 1.15 | 14.86 | 51.11 |
| Izabal | La Revolución | 7.00 | 7.00 | 7.00 | 6.80 | 5.00 | 0.20 | 2.00 | 2.94 | 40.00 |
| Jalapa | Mercado Municipal | 5.00 | 5.00 | 5.00 | 6.20 | 6.75 | -1.20 | -1.75 | -19.35 | -25.93 |
| Jutiapa | La Terminal | 5.00 | 8.00 | 6.75 | 8.00 | 6.20 | -1.25 | 0.55 | -15.63 | 8.87 |
| Petén | La Terminal | 5.00 | 5.00 | 5.00 | 4.80 | 4.13 | 0.20 | 0.87 | 4.17 | 21.07 |
| Quetzaltenango | La Terminal | 4.25 | 5.00 | 4.55 | 3.31 | 2.33 | 1.24 | 2.22 | 37.46 | 95.28 |
| Quiché | La Terminal | 3.50 | 3.50 | 3.50 | 3.50 | 3.00 | 0.00 | 0.50 | 0.00 | 16.67 |
| Retalhuleu | La Terminal | 3.50 | 3.50 | 3.50 | 3.70 | 4.20 | -0.20 | -0.70 | -5.41 | -16.67 |
| Sacatepéquez | Mercado Central | 3.00 | 4.00 | 3.50 | 2.90 | 2.88 | 0.60 | 0.62 | 20.69 | 21.53 |
| San Marcos | Plaza La Terminal | 5.00 | 5.00 | 5.00 | 4.00 | 3.40 | 1.00 | 1.60 | 25.00 | 47.06 |
| Santa Rosa | Mercado Municipal, Cuilapa | 5.00 | 5.00 | 5.00 | 5.00 | 5.00 | 0.00 | 0.00 | 0.00 | 0.00 |
| Sololá | Mercado Municipal | 3.33 | 4.00 | 3.50 | 3.33 | 3.00 | 0.17 | 0.50 | 5.11 | 16.67 |
| Suchitepéquez | Mercado No. 3 Antigua Terminal | 4.00 | 4.00 | 4.00 | 3.50 | 2.00 | 0.50 | 2.00 | 14.29 | 100.00 |
| Totonicapán | Mercado Municipal | 3.00 | 3.30 | 3.23 | 3.32 | 2.75 | -0.09 | 0.48 | -2.71 | 17.45 |
| Zacapa | Mercado Municipal | 7.00 | 7.00 | 7.00 | 7.00 | 5.88 | 0.00 | 1.12 | 0.00 | 19.05 |

Fuente: Planeamiento MAGA, con datos del Sistema de Información de Mercados -SIM-.

Datos recolectados por Planeamiento, en el mercado "La Terminal" zona 4 Ciudad de Guatemala y por la Dirección de Coordinación Regional y Extensión Rural -DICORER- en los demás mercados departamentales.

SD = Sin Datos.

4.2. Precios Promedio Departamentales de Aguacate Criollo, Mediano, de Primera

Precios promedio del mes de abril de aguacate criollo, mediano de primera a nivel departamental



Variación del precio respecto al mes anterior

Al alza Estable A la baja

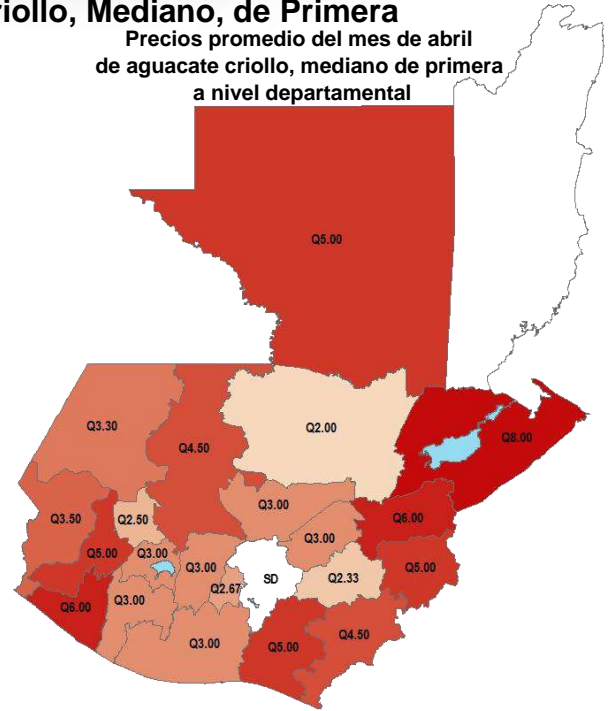


Tabla 14. Precios promedio mensual y variaciones mensuales de aguacate criollo, mediano, de primera a nivel departamental.

| Aguacate criollo, mediano, de primera (Q/Unidad) | | Abril 2022 | | | Mar 2022 | Abr 2021 | Variación Absoluta | | Variación Porcentual | |
|--|--------------------------------|------------|------|----------|----------|----------|--------------------|-------|----------------------|---------|
| Departamento | Mercado | Min. | Max. | Promedio | | | Mensual | Anual | Mensual % | Anual % |
| Alta Verapaz | La Terminal | 2.00 | 2.00 | 2.00 | 2.00 | 2.00 | 0.00 | 0.00 | 0.00 | 0.00 |
| Baja Verapaz | Mercado Municipal | 2.50 | 4.00 | 3.00 | 3.46 | 3.00 | -0.46 | 0.00 | -13.29 | 0.00 |
| Chimaltenango | Mercado Municipal | 3.00 | 3.00 | 3.00 | 3.00 | 2.50 | 0.00 | 0.50 | 0.00 | 20.00 |
| Chiquimula | La Terminal | 5.00 | 5.00 | 5.00 | 5.00 | 5.00 | 0.00 | 0.00 | 0.00 | 0.00 |
| El Progreso | Centro de Comercialización | 3.00 | 3.00 | 3.00 | 3.00 | 2.88 | 0.00 | 0.12 | 0.00 | 4.17 |
| Escuintla | Mercado No.1 | 3.00 | 3.00 | 3.00 | 3.00 | 2.50 | 0.00 | 0.50 | 0.00 | 20.00 |
| Guatemala* | La Terminal | SD | SD | SD | SD | SD | - | - | - | - |
| Huehuetenango | La Terminal | 3.00 | 3.50 | 3.30 | 3.63 | 2.00 | -0.33 | 1.30 | -9.09 | 65.00 |
| Izabal | La Revolución | 8.00 | 8.00 | 8.00 | 7.60 | 5.00 | 0.40 | 3.00 | 5.26 | 60.00 |
| Jalapa | Mercado Municipal | 2.00 | 3.00 | 2.33 | 3.25 | 1.00 | -0.92 | 1.33 | -28.31 | 133.00 |
| Jutiapa | La Terminal | 3.00 | 5.00 | 4.50 | 5.00 | 1.60 | -0.50 | 2.90 | -10.00 | 181.25 |
| Petén | La Terminal | 5.00 | 5.00 | 5.00 | 4.60 | 6.00 | 0.40 | -1.00 | 8.70 | -16.67 |
| Quetzaltenango | La Terminal | 5.00 | 5.00 | 5.00 | 3.50 | 3.00 | 1.50 | 2.00 | 42.86 | 66.67 |
| Quiché | La Terminal | 4.00 | 6.00 | 4.50 | 4.00 | 2.00 | 0.50 | 2.50 | 12.50 | 125.00 |
| Retalhuleu | La Terminal | 6.00 | 6.00 | 6.00 | 5.80 | 5.40 | 0.20 | 0.60 | 3.45 | 11.11 |
| Sacatepéquez | Mercado Central | 2.00 | 3.00 | 2.67 | 3.00 | 2.00 | -0.33 | 0.67 | -11.00 | 33.50 |
| San Marcos | Plaza La Terminal | 3.00 | 4.00 | 3.50 | 2.90 | 3.00 | 0.60 | 0.50 | 20.69 | 16.67 |
| Santa Rosa | Mercado Municipal, Cuilapa | 5.00 | 5.00 | 5.00 | 5.00 | 3.50 | 0.00 | 1.50 | 0.00 | 42.86 |
| Solá | Mercado Municipal | 3.00 | 3.00 | 3.00 | 3.00 | 2.00 | 0.00 | 1.00 | 0.00 | 50.00 |
| Suchitepéquez | Mercado No. 3 Antigua Terminal | 3.00 | 3.00 | 3.00 | 2.70 | 3.00 | 0.30 | 0.00 | 11.11 | 0.00 |
| Totonicapán | Mercado Municipal | 2.50 | 2.50 | 2.50 | 2.86 | 1.50 | -0.36 | 1.00 | -12.59 | 66.67 |
| Zacapa | Mercado Municipal | 6.00 | 6.00 | 6.00 | 6.30 | 4.00 | -0.30 | 2.00 | -4.76 | 50.00 |

Fuente: Planeamiento MAGA, con datos del Sistema de Información de Mercados –SIM–.

Datos recolectados por Planeamiento, en el mercado "La Terminal" zona 4 Ciudad de Guatemala y por la Dirección de Coordinación Regional y Extensión Rural -DICORER- en los demás mercados departamentales.

SD = Sin Datos.

*Mayor demanda del Aguacate Criollo, Grande, de Primera en el mercado "La Terminal" zona 4 Ciudad de Guatemala.

4.3. Precios Promedio Departamentales de Limón Criollo, Mediano, de Primera

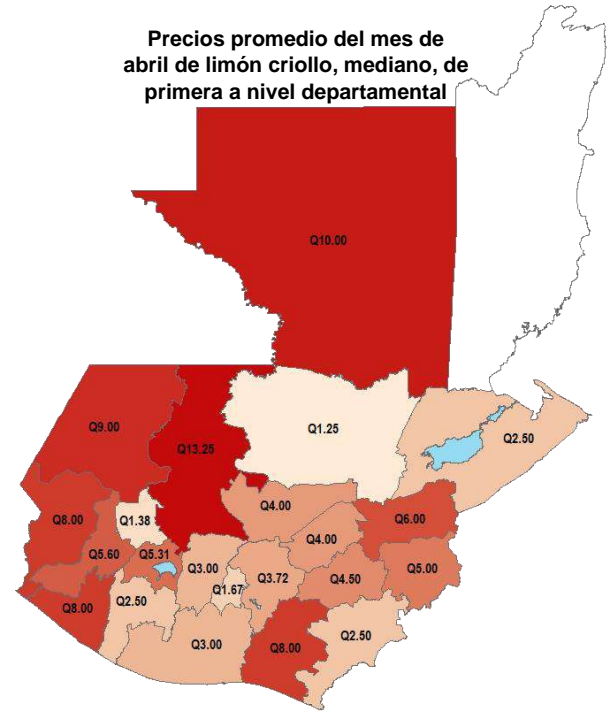
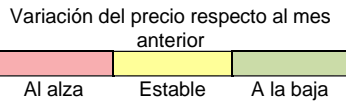


Tabla 15. Precios promedio mensual y variaciones mensuales de limón criollo, mediano, de primera a nivel departamental.

| Limón criollo, mediano, de primera (Q/5 Unidades) | | Abril 2022 | | | Mar 2022 | Abr 2021 | Variación Absoluta | | Variación Porcentual | |
|---|--------------------------------|------------|-------|----------|----------|----------|--------------------|-------|----------------------|---------|
| Departamento | Mercado | Min. | Max. | Promedio | | | Mensual | Anual | Mensual % | Anual % |
| Alta Verapaz | La Terminal | 1.25 | 1.25 | 1.25 | 1.25 | 5.67 | 0.00 | -4.42 | 0.00 | -77.95 |
| Baja Verapaz | Mercado Municipal | 3.00 | 5.00 | 4.00 | SD | 3.00 | - | 1.00 | - | 33.33 |
| Chimaltenango | Mercado Municipal | 3.00 | 3.00 | 3.00 | 1.00 | 8.50 | 2.00 | -5.50 | 200.00 | -64.71 |
| Chiquimula | La Terminal | 5.00 | 5.00 | 5.00 | 5.00 | 5.00 | 0.00 | 0.00 | 0.00 | 0.00 |
| El Progreso | Centro de Comercialización | 4.00 | 4.00 | 4.00 | 3.60 | 4.75 | 0.40 | -0.75 | 11.11 | -15.79 |
| Escuintla | Mercado No.1 | 3.00 | 3.00 | 3.00 | 3.00 | 5.00 | 0.00 | -2.00 | 0.00 | -40.00 |
| Guatemala | La Terminal | 3.00 | 4.00 | 3.72 | 3.00 | 2.80 | 0.72 | 0.92 | 24.00 | 32.86 |
| Huehuetenango | La Terminal | 5.00 | 10.00 | 9.00 | 4.54 | 5.25 | 4.46 | 3.75 | 98.24 | 71.43 |
| Izabal | La Revolución | 2.50 | 2.50 | 2.50 | 2.50 | 3.88 | 0.00 | -1.38 | 0.00 | -35.57 |
| Jalapa | Mercado Municipal | 2.50 | 8.00 | 4.50 | 2.80 | 4.25 | 1.70 | 0.25 | 60.71 | 5.88 |
| Jutiapa | La Terminal | 2.50 | 2.50 | 2.50 | 2.50 | 3.80 | 0.00 | -1.30 | 0.00 | -34.21 |
| Petén | La Terminal | 10.00 | 10.00 | 10.00 | 9.10 | 7.25 | 0.90 | 2.75 | 9.89 | 37.93 |
| Quetzaltenango | La Terminal | 5.60 | 5.60 | 5.60 | 5.65 | 6.00 | -0.05 | -0.40 | -0.88 | -6.67 |
| Quiché | La Terminal | 8.00 | 15.00 | 13.25 | 15.00 | 8.00 | -1.75 | 5.25 | -11.67 | 65.63 |
| Retalhuleu | La Terminal | 8.00 | 8.00 | 8.00 | 8.20 | 4.40 | -0.20 | 3.60 | -2.44 | 81.82 |
| Sacatepéquez | Mercado Central | 1.50 | 2.00 | 1.67 | 2.10 | 6.25 | -0.43 | -4.58 | -20.48 | -73.28 |
| San Marcos | Plaza La Terminal | 6.00 | 10.00 | 8.00 | 5.80 | 3.50 | 2.20 | 4.50 | 37.93 | 128.57 |
| Santa Rosa | Mercado Municipal, Cuilapa | 8.00 | 8.00 | 8.00 | 8.40 | 7.25 | -0.40 | 0.75 | -4.76 | 10.34 |
| Sololá | Mercado Municipal | 5.00 | 6.25 | 5.31 | 5.31 | 7.50 | 0.00 | -2.19 | 0.00 | -29.20 |
| Suchitepéquez | Mercado No. 3 Antigua Terminal | 2.50 | 2.50 | 2.50 | 3.50 | 3.75 | -1.00 | -1.25 | -28.57 | -33.33 |
| Totonicapán | Mercado Municipal | 1.25 | 1.50 | 1.38 | 2.10 | 4.00 | -0.72 | -2.62 | -34.29 | -65.50 |
| Zacapa | Mercado Municipal | 6.00 | 6.00 | 6.00 | 5.60 | 6.00 | 0.40 | 0.00 | 7.14 | 0.00 |

Fuente: Planeamiento MAGA, con datos del Sistema de Información de Mercados –SIM–.

Datos recolectados por Planeamiento, en el mercado "La Terminal" zona 4 Ciudad de Guatemala y por la Dirección de Coordinación Regional y Extensión Rural -DICORER- en los demás mercados departamentales.

SD = Sin Datos.

4.4. Precios Promedio Departamentales de Limón Persa, Mediano, de Primera

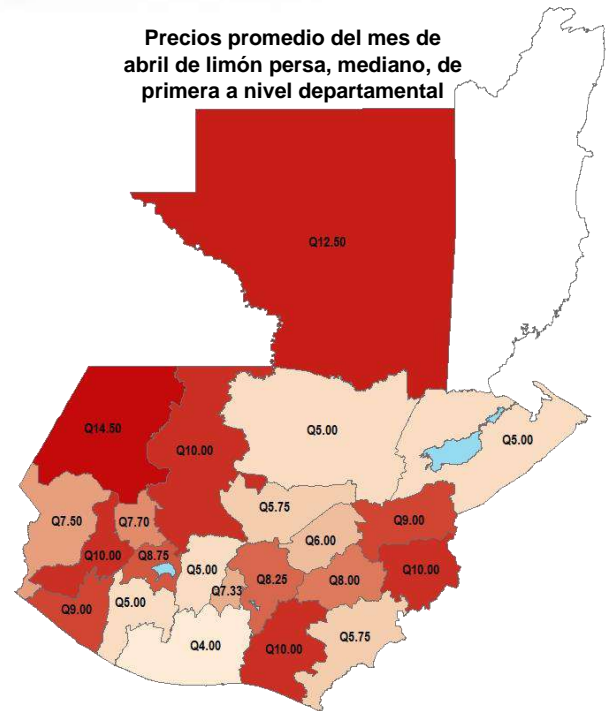
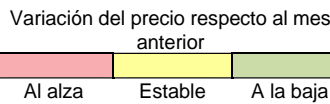


Tabla 16. Precios promedio mensual y variaciones mensuales de limón persa, mediano, de primera a nivel departamental.

| Limón Persa, mediano, de primera (Q/5 Unidades) | | Abril 2022 | | | Mar 2022 | Abr 2021 | Variación Absoluta | | Variación Porcentual | |
|---|--------------------------------|------------|-------|----------|----------|----------|--------------------|--------|----------------------|----------|
| Departamento | Mercado | Min. | Max. | Promedio | | | Mensual | Annual | Mensual % | Annual % |
| Alta Verapaz | La Terminal | 5.00 | 5.00 | 5.00 | 5.00 | 10.00 | 0.00 | -5.00 | 0.00 | -50.00 |
| Baja Verapaz | Mercado Municipal | 5.00 | 8.00 | 5.75 | 5.00 | 5.00 | 0.75 | 0.75 | 15.00 | 15.00 |
| Chimaltenango | Mercado Municipal | 5.00 | 5.00 | 5.00 | 2.00 | 7.38 | 3.00 | -2.38 | 150.00 | -32.25 |
| Chiquimula | La Terminal | 10.00 | 10.00 | 10.00 | 10.00 | 10.00 | 0.00 | 0.00 | 0.00 | 0.00 |
| El Progreso | Centro de Comercialización | 6.00 | 6.00 | 6.00 | 5.20 | 9.25 | 0.80 | -3.25 | 15.38 | -35.14 |
| Escuintla | Mercado No.1 | 4.00 | 4.00 | 4.00 | 4.00 | 6.00 | 0.00 | -2.00 | 0.00 | -33.33 |
| Guatemala | La Terminal | 7.00 | 10.00 | 8.25 | 6.91 | 7.95 | 1.34 | 0.30 | 19.39 | 3.77 |
| Huehuetenango | La Terminal | 10.00 | 20.00 | 14.50 | 8.31 | 9.00 | 6.19 | 5.50 | 74.49 | 61.11 |
| Izabal | La Revolución | 5.00 | 5.00 | 5.00 | 5.00 | 5.00 | 0.00 | 0.00 | 0.00 | 0.00 |
| Jalapa | Mercado Municipal | 5.00 | 10.00 | 8.00 | 4.60 | 9.25 | 3.40 | -1.25 | 73.91 | -13.51 |
| Jutiapa | La Terminal | 5.00 | 8.00 | 5.75 | 5.00 | 7.80 | 0.75 | -2.05 | 15.00 | -26.28 |
| Petén | La Terminal | 12.50 | 12.50 | 12.50 | 10.70 | 10.75 | 1.80 | 1.75 | 16.82 | 16.28 |
| Quetzaltenango | La Terminal | 10.00 | 10.00 | 10.00 | 6.25 | 5.00 | 3.75 | 5.00 | 60.00 | 100.00 |
| Quiché | La Terminal | 10.00 | 10.00 | 10.00 | 10.00 | 10.00 | 0.00 | 0.00 | 0.00 | 0.00 |
| Retalhuleu | La Terminal | 9.00 | 9.00 | 9.00 | 8.80 | 5.95 | 0.20 | 3.05 | 2.27 | 51.26 |
| Sacatepéquez | Mercado Central | 7.00 | 8.00 | 7.33 | 7.00 | 8.25 | 0.33 | -0.92 | 4.71 | -11.15 |
| San Marcos | Plaza La Terminal | 6.00 | 10.00 | 7.50 | 6.20 | 5.60 | 1.30 | 1.90 | 20.97 | 33.93 |
| Santa Rosa | Mercado Municipal, Cuilapa | 10.00 | 10.00 | 10.00 | 10.00 | 9.25 | 0.00 | 0.75 | 0.00 | 8.11 |
| Sololá | Mercado Municipal | 5.00 | 10.00 | 8.75 | 9.63 | 10.00 | -0.88 | -1.25 | -9.14 | -12.50 |
| Suchitepéquez | Mercado No. 3 Antigua Terminal | 5.00 | 5.00 | 5.00 | 5.80 | 4.75 | -0.80 | 0.25 | -13.79 | 5.26 |
| Tonicapán | Mercado Municipal | 6.25 | 10.00 | 7.70 | 8.30 | 6.31 | -0.60 | 1.39 | -7.23 | 22.03 |
| Zacapa | Mercado Municipal | 6.00 | 10.00 | 9.00 | 10.40 | 8.13 | -1.40 | 0.87 | -13.46 | 10.70 |

Fuente: Planeamiento MAGA, con datos del Sistema de Información de Mercados –SIM–.

Datos recolectados por Planeamiento, en el mercado "La Terminal" zona 4 Ciudad de Guatemala y por la Dirección de Coordinación Regional y Extensión Rural -DICORER- en los demás mercados departamentales.

SD = Sin Datos.

4.5. Precios Promedio Departamentales de Melón Harper, Mediano, de Primera



Variación del precio respecto al mes anterior

Al alza Estable A la baja

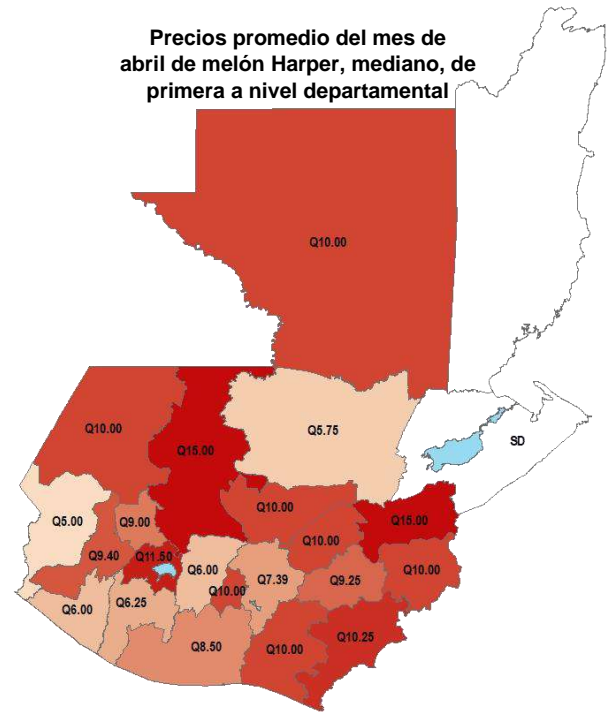


Tabla 17. Precios promedio mensual y variaciones mensuales de melón Harper, de primera a nivel departamental.

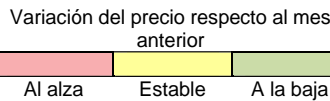
| Melón Harper, mediano de primera (Q/Unidad) | | Abril 2022 | | | Mar 2022 | Abr 2021 | Variación Absoluta | | Variación Porcentual | |
|---|--------------------------------|------------|-------|----------|----------|----------|--------------------|--------|----------------------|----------|
| Departamento | Mercado | Min. | Max. | Promedio | | | Mensual | Annual | Mensual % | Annual % |
| Alta Verapaz | La Terminal | 5.00 | 6.00 | 5.75 | 6.00 | 5.33 | -0.25 | 0.42 | -4.17 | 7.88 |
| Baja Verapaz | Mercado Municipal | 10.00 | 10.00 | 10.00 | 11.25 | 15.00 | -1.25 | -5.00 | -11.11 | -33.33 |
| Chimaltenango | Mercado Municipal | 6.00 | 6.00 | 6.00 | 6.00 | 6.00 | 0.00 | 0.00 | 0.00 | 0.00 |
| Chiquimula | La Terminal | 10.00 | 10.00 | 10.00 | 10.00 | 10.00 | 0.00 | 0.00 | 0.00 | 0.00 |
| El Progreso | Centro de Comercialización | 10.00 | 10.00 | 10.00 | 10.80 | 11.50 | -0.80 | -1.50 | -7.41 | -13.04 |
| Escuintla | Mercado No.1 | 8.00 | 10.00 | 8.50 | 8.00 | 10.00 | 0.50 | -1.50 | 6.25 | -15.00 |
| Guatemala | La Terminal | 5.50 | 9.50 | 7.39 | 6.20 | 5.50 | 1.19 | 1.89 | 19.19 | 34.36 |
| Huehuetenango | La Terminal | 10.00 | 10.00 | 10.00 | 10.00 | 6.25 | 0.00 | 3.75 | 0.00 | 60.00 |
| Jalapa | Mercado Municipal | 7.75 | 10.00 | 9.25 | 9.00 | 10.00 | 0.25 | -0.75 | 2.78 | -7.50 |
| Jutiapa | La Terminal | 6.00 | 15.00 | 10.25 | 10.00 | 10.00 | 0.25 | 0.25 | 2.50 | 2.50 |
| Petén | La Terminal | 10.00 | 10.00 | 10.00 | 10.00 | 12.00 | 0.00 | -2.00 | 0.00 | -16.67 |
| Quetzaltenango | La Terminal | 9.00 | 10.00 | 9.40 | 8.00 | 8.33 | 1.40 | 1.07 | 17.50 | 12.85 |
| Quiché | La Terminal | 15.00 | 15.00 | 15.00 | 15.00 | 15.00 | 0.00 | 0.00 | 0.00 | 0.00 |
| Retalhuleu | La Terminal | 6.00 | 6.00 | 6.00 | 5.60 | 5.20 | 0.40 | 0.80 | 7.14 | 15.38 |
| Sacatepéquez | Mercado Central | 10.00 | 10.00 | 10.00 | 10.00 | 10.00 | 0.00 | 0.00 | 0.00 | 0.00 |
| San Marcos | Plaza La Terminal | 5.00 | 5.00 | 5.00 | 4.60 | 7.25 | 0.40 | -2.25 | 8.70 | -31.03 |
| Santa Rosa | Mercado Municipal, Cuilapa | 10.00 | 10.00 | 10.00 | 10.00 | 10.00 | 0.00 | 0.00 | 0.00 | 0.00 |
| Sololá | Mercado Municipal | 10.00 | 12.00 | 11.50 | 12.00 | 10.00 | -0.50 | 1.50 | -4.17 | 15.00 |
| Suchitepéquez | Mercado No. 3 Antigua Terminal | 6.00 | 7.00 | 6.25 | 6.00 | 8.00 | 0.25 | -1.75 | 4.17 | -21.88 |
| Totonicapán | Mercado Municipal | 8.00 | 10.00 | 9.00 | 9.00 | 7.00 | 0.00 | 2.00 | 0.00 | 28.57 |
| Zacapa | Mercado Municipal | 15.00 | 15.00 | 15.00 | 15.00 | 9.75 | 0.00 | 5.25 | 0.00 | 53.85 |

Fuente: Planeamiento MAGA, con datos del Sistema de Información de Mercados –SIM–.

Datos recolectados por Planeamiento, en el mercado “La Terminal” zona 4 Ciudad de Guatemala y por la Dirección de Coordinación Regional y Extensión Rural -DICORER- en los demás mercados departamentales.

SD = Sin Datos.

4.6. Precios Promedio Departamentales de Naranja Valencia, Mediana, de Primera



Precios promedio del mes de abril de naranja Valencia, mediana de primera a nivel departamental

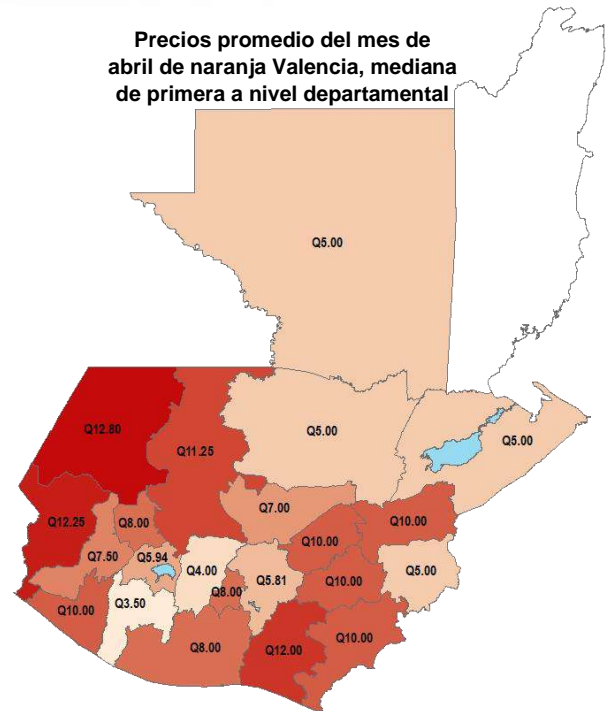


Tabla 18. Precios promedio mensual y variaciones mensuales de naranja Valencia, mediana, de primera a nivel departamental.

| Naranja Valencia, mediana, de primera (Q/5 Unidades) | | Abril 2022 | | | Mar 2022 | Abr 2021 | Variación Absoluta | | Variación Porcentual | |
|--|--------------------------------|------------|-------|----------|----------|----------|--------------------|-------|----------------------|---------|
| Departamento | Mercado | Min. | Max. | Promedio | | | Mensual | Anual | Mensual % | Anual % |
| Alta Verapaz | La Terminal | 5.00 | 5.00 | 5.00 | 5.00 | 5.00 | 0.00 | 0.00 | 0.00 | 0.00 |
| Baja Verapaz | Mercado Municipal | 7.00 | 7.00 | 7.00 | 7.00 | 10.00 | 0.00 | -3.00 | 0.00 | -30.00 |
| Chimaltenango | Mercado Municipal | 4.00 | 4.00 | 4.00 | 4.00 | 6.44 | 0.00 | -2.44 | 0.00 | -37.89 |
| Chiquimula | La Terminal | 5.00 | 5.00 | 5.00 | 5.00 | 5.00 | 0.00 | 0.00 | 0.00 | 0.00 |
| El Progreso | Centro de Comercialización | 10.00 | 10.00 | 10.00 | 10.00 | 10.00 | 0.00 | 0.00 | 0.00 | 0.00 |
| Escuintla | Mercado No.1 | 8.00 | 8.00 | 8.00 | 8.00 | 6.00 | 0.00 | 2.00 | 0.00 | 33.33 |
| Guatemala | La Terminal | 5.50 | 6.50 | 5.81 | 6.09 | 6.19 | -0.28 | -0.38 | -4.60 | -6.14 |
| Huehuetenango | La Terminal | 10.00 | 15.00 | 12.80 | 8.69 | 6.50 | 4.11 | 6.30 | 47.30 | 96.92 |
| Izabal | La Revolución | 5.00 | 5.00 | 5.00 | 5.00 | 5.50 | 0.00 | -0.50 | 0.00 | -9.09 |
| Jalapa | Mercado Municipal | 10.00 | 10.00 | 10.00 | 10.00 | 10.00 | 0.00 | 0.00 | 0.00 | 0.00 |
| Jutiapa | La Terminal | 10.00 | 10.00 | 10.00 | 10.00 | 10.00 | 0.00 | 0.00 | 0.00 | 0.00 |
| Petén | La Terminal | 5.00 | 5.00 | 5.00 | 5.20 | 6.75 | -0.20 | -1.75 | -3.85 | -25.93 |
| Quetzaltenango | La Terminal | 7.50 | 7.50 | 7.50 | 5.63 | 5.00 | 1.87 | 2.50 | 33.21 | 50.00 |
| Quiché | La Terminal | 10.00 | 12.50 | 11.25 | 12.50 | 5.00 | -1.25 | 6.25 | -10.00 | 125.00 |
| Retalhuleu | La Terminal | 10.00 | 10.00 | 10.00 | 9.80 | 5.85 | 0.20 | 4.15 | 2.04 | 70.94 |
| Sacatepéquez | Mercado Central | 8.00 | 8.00 | 8.00 | 8.60 | 7.75 | -0.60 | 0.25 | -6.98 | 3.23 |
| San Marcos | Plaza La Terminal | 10.00 | 15.00 | 12.25 | 8.20 | 3.00 | 4.05 | 9.25 | 49.39 | 308.33 |
| Santa Rosa | Mercado Municipal, Cuilapa | 12.00 | 12.00 | 12.00 | 11.60 | 6.25 | 0.40 | 5.75 | 3.45 | 92.00 |
| Sololá | Mercado Municipal | 5.00 | 6.25 | 5.94 | 5.94 | 7.50 | 0.00 | -1.56 | 0.00 | -20.80 |
| Suchitepéquez | Mercado No. 3 Antigua Terminal | 3.50 | 3.50 | 3.50 | 3.60 | 4.00 | -0.10 | -0.50 | -2.78 | -12.50 |
| Totonicapán | Mercado Municipal | 8.00 | 8.00 | 8.00 | 8.00 | 6.25 | 0.00 | 1.75 | 0.00 | 28.00 |
| Zacapa | Mercado Municipal | 10.00 | 10.00 | 10.00 | 14.00 | 5.13 | -4.00 | 4.87 | -28.57 | 94.93 |

Fuente: Planeamiento MAGA, con datos del Sistema de Información de Mercados -SIM-.

Datos recolectados por Planeamiento, en el mercado "La Terminal" zona 4 Ciudad de Guatemala y por la Dirección de Coordinación Regional y Extensión Rural -DICORER- en los demás mercados departamentales.

SD = Sin Datos.

4.7. Precios Promedio Departamentales de Plátano, Mediano, de Primera

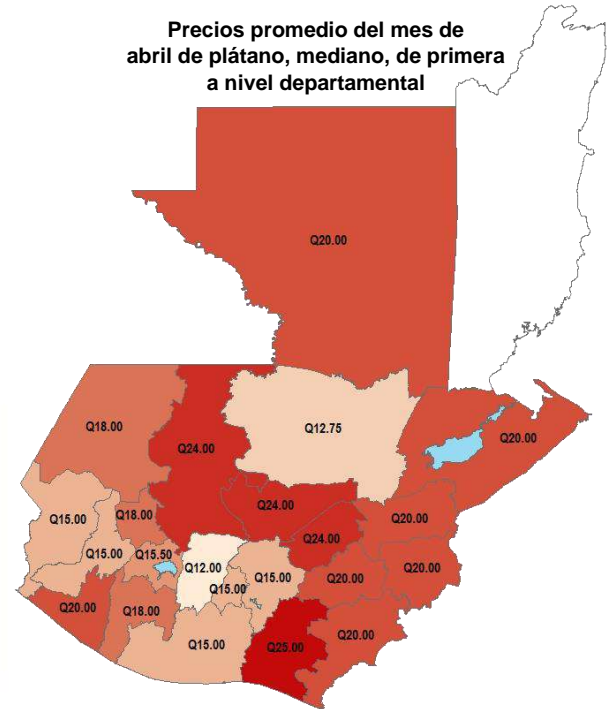
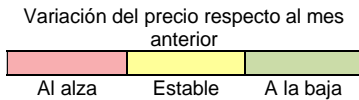


Tabla 19. Precios promedio mensual y variaciones mensuales de plátano, mediano, de primera a nivel departamental.

| Plátano mediano, de primera (Q/12 Unidades) | | Abril 2022 | | | Mar 2022 | Abr 2021 | Variación Absoluta | | Variación Porcentual | |
|---|--------------------------------|------------|-------|----------|----------|----------|--------------------|-------|----------------------|---------|
| Departamento | Mercado | Min. | Max. | Promedio | | | Mensual | Anual | Mensual % | Anual % |
| Alta Verapaz | La Terminal | 12.00 | 15.00 | 12.75 | 12.00 | 12.00 | 0.75 | 0.75 | 6.25 | 6.25 |
| Baja Verapaz | Mercado Municipal | 24.00 | 24.00 | 24.00 | 24.25 | 24.00 | -0.25 | 0.00 | -1.03 | 0.00 |
| Chimaltenango | Mercado Municipal | 12.00 | 12.00 | 12.00 | 12.00 | 15.00 | 0.00 | -3.00 | 0.00 | -20.00 |
| Chiquimula | La Terminal | 20.00 | 20.00 | 20.00 | 20.00 | 20.00 | 0.00 | 0.00 | 0.00 | 0.00 |
| El Progreso | Centro de Comercialización | 24.00 | 24.00 | 24.00 | 22.40 | 21.50 | 1.60 | 2.50 | 7.14 | 11.63 |
| Escuintla | Mercado No.1 | 15.00 | 15.00 | 15.00 | 15.00 | 15.00 | 0.00 | 0.00 | 0.00 | 0.00 |
| Guatemala | La Terminal | 15.00 | 15.00 | 15.00 | 15.00 | 15.00 | 0.00 | 0.00 | 0.00 | 0.00 |
| Huehuetenango | La Terminal | 10.00 | 20.00 | 18.00 | 23.00 | 15.25 | -5.00 | 2.75 | -21.74 | 18.03 |
| Izabal | La Revolución | 20.00 | 20.00 | 20.00 | 20.00 | 24.00 | 0.00 | -4.00 | 0.00 | -16.67 |
| Jalapa | Mercado Municipal | 20.00 | 20.00 | 20.00 | 20.00 | 22.00 | 0.00 | -2.00 | 0.00 | -9.09 |
| Jutiapa | La Terminal | 20.00 | 20.00 | 20.00 | 20.00 | 24.00 | 0.00 | -4.00 | 0.00 | -16.67 |
| Petén | La Terminal | 20.00 | 20.00 | 20.00 | 20.00 | 20.00 | 0.00 | 0.00 | 0.00 | 0.00 |
| Quetzaltenango | La Terminal | 15.00 | 15.00 | 15.00 | 10.50 | 10.00 | 4.50 | 5.00 | 42.86 | 50.00 |
| Quiché | La Terminal | 23.00 | 25.00 | 24.00 | 24.00 | 19.00 | 0.00 | 5.00 | 0.00 | 26.32 |
| Retalhuleu | La Terminal | 20.00 | 20.00 | 20.00 | 19.80 | 17.80 | 0.20 | 2.20 | 1.01 | 12.36 |
| Sacatepéquez | Mercado Central | 15.00 | 15.00 | 15.00 | 16.60 | 15.00 | -1.60 | 0.00 | -9.64 | 0.00 |
| San Marcos | Plaza La Terminal | 15.00 | 15.00 | 15.00 | 15.00 | 16.75 | 0.00 | -1.75 | 0.00 | -10.45 |
| Santa Rosa | Mercado Municipal, Cuilapa | 25.00 | 25.00 | 25.00 | 25.40 | 23.50 | -0.40 | 1.50 | -1.57 | 6.38 |
| Sololá | Mercado Municipal | 15.00 | 17.00 | 15.50 | 15.75 | 15.67 | -0.25 | -0.17 | -1.59 | -1.08 |
| Suchitepéquez | Mercado No. 3 Antigua Terminal | 18.00 | 18.00 | 18.00 | 15.60 | 15.00 | 2.40 | 3.00 | 15.38 | 20.00 |
| Totonicapán | Mercado Municipal | 18.00 | 18.00 | 18.00 | 18.00 | 18.50 | 0.00 | -0.50 | 0.00 | -2.70 |
| Zacapa | Mercado Municipal | 20.00 | 20.00 | 20.00 | 20.00 | 15.38 | 0.00 | 4.62 | 0.00 | 30.04 |

Fuente: Planeamiento MAGA, con datos del Sistema de Información de Mercados -SIM-.

Datos recolectados por Planeamiento, en el mercado "La Terminal" zona 4 Ciudad de Guatemala y por la Dirección de Coordinación Regional y Extensión Rural -DICORER- en los demás mercados departamentales.

SD = Sin Datos.

4.8. Precios Promedio Departamentales de Sandía Redonda, Mediana, de Primera

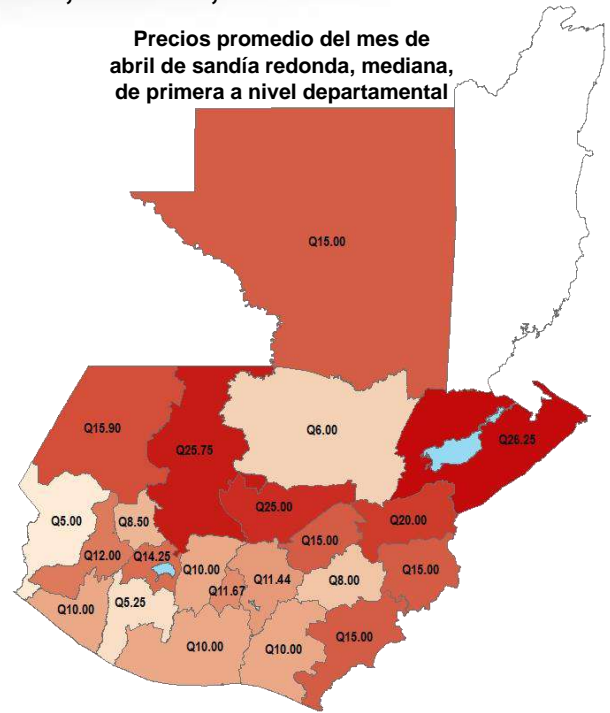
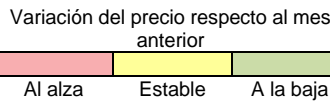



Tabla 20. Precios promedio mensual y variaciones mensuales de sandía redonda, mediana de primera a nivel departamental.

| Sandía redonda, mediana, de primera (Q/Unidad) | | Abril 2022 | | | Mar 2022 | Abr 2021 | Variación Absoluta | | Variación Porcentual | |
|--|--------------------------------|------------|-------|----------|----------|----------|--------------------|--------|----------------------|----------|
| Departamento | Mercado | Min. | Max. | Promedio | | | Mensual | Annual | Mensual % | Annual % |
| Alta Verapaz | La Terminal | 6.00 | 6.00 | 6.00 | 6.00 | 8.00 | 0.00 | -2.00 | 0.00 | -25.00 |
| Baja Verapaz | Mercado Municipal | 25.00 | 25.00 | 25.00 | 22.50 | 20.00 | 2.50 | 5.00 | 11.11 | 25.00 |
| Chimaltenango | Mercado Municipal | 10.00 | 10.00 | 10.00 | 10.00 | 7.56 | 0.00 | 2.44 | 0.00 | 32.28 |
| Chiquimula | La Terminal | 15.00 | 15.00 | 15.00 | 15.00 | 15.00 | 0.00 | 0.00 | 0.00 | 0.00 |
| El Progreso | Centro de Comercialización | 15.00 | 15.00 | 15.00 | 15.00 | 15.00 | 0.00 | 0.00 | 0.00 | 0.00 |
| Escuintla | Mercado No.1 | 10.00 | 10.00 | 10.00 | 10.00 | 10.00 | 0.00 | 0.00 | 0.00 | 0.00 |
| Guatemala | La Terminal | 10.00 | 12.00 | 11.44 | 11.39 | 10.53 | 0.05 | 0.91 | 0.44 | 8.64 |
| Huehuetenango | La Terminal | 12.25 | 20.00 | 15.90 | 11.50 | 11.00 | 4.40 | 4.90 | 38.26 | 44.55 |
| Izabal | La Revolución | 25.00 | 30.00 | 26.25 | 22.00 | 20.00 | 4.25 | 6.25 | 19.32 | 31.25 |
| Jalapa | Mercado Municipal | 5.00 | 10.00 | 8.00 | 13.00 | 10.00 | -5.00 | -2.00 | -38.46 | -20.00 |
| Jutiapa | La Terminal | 10.00 | 20.00 | 15.00 | 10.00 | 20.00 | 5.00 | -5.00 | 50.00 | -25.00 |
| Petén | La Terminal | 15.00 | 15.00 | 15.00 | 15.00 | 12.00 | 0.00 | 3.00 | 0.00 | 25.00 |
| Quetzaltenango | La Terminal | 12.00 | 12.00 | 12.00 | 9.75 | 10.00 | 2.25 | 2.00 | 23.08 | 20.00 |
| Quiché | La Terminal | 23.00 | 30.00 | 25.75 | 25.00 | 25.00 | 0.75 | 0.75 | 3.00 | 3.00 |
| Retalhuleu | La Terminal | 10.00 | 10.00 | 10.00 | 9.80 | 10.00 | 0.20 | 0.00 | 2.04 | 0.00 |
| Sacatepéquez | Mercado Central | 10.00 | 15.00 | 11.67 | 15.00 | 12.00 | -3.33 | -0.33 | -22.20 | -2.75 |
| San Marcos | Plaza La Terminal | 5.00 | 5.00 | 5.00 | 5.80 | 10.00 | -0.80 | -5.00 | -13.79 | -50.00 |
| Santa Rosa | Mercado Municipal, Cuilapa | 10.00 | 10.00 | 10.00 | 10.00 | 10.00 | 0.00 | 0.00 | 0.00 | 0.00 |
| Sololá | Mercado Municipal | 14.00 | 15.00 | 14.25 | 13.25 | 13.92 | 1.00 | 0.33 | 7.55 | 2.37 |
| Suchitepéquez | Mercado No. 3 Antigua Terminal | 5.00 | 6.00 | 5.25 | 5.00 | 7.50 | 0.25 | -2.25 | 5.00 | -30.00 |
| Totonicapán | Mercado Municipal | 8.00 | 10.00 | 8.50 | 8.00 | 16.25 | 0.50 | -7.75 | 6.25 | -47.69 |
| Zacapa | Mercado Municipal | 20.00 | 20.00 | 20.00 | 20.00 | 15.63 | 0.00 | 4.37 | 0.00 | 27.96 |

Fuente: Planeamiento MAGA, con datos del Sistema de Información de Mercados –SIM–.

Datos recolectados por Planeamiento, en el mercado “La Terminal” zona 4 Ciudad de Guatemala y por la Dirección de Coordinación Regional y Extensión Rural -DICORER- en los demás mercados departamentales.

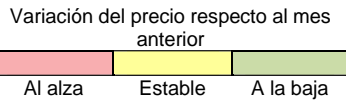

SD = Sin Datos.



5. Pecuarios



5.1. Precios Promedio Departamentales de Bolovique, de Primera (Bovino)



Precios promedio del mes de abril de bolovique, de primera (bovino) a nivel departamental

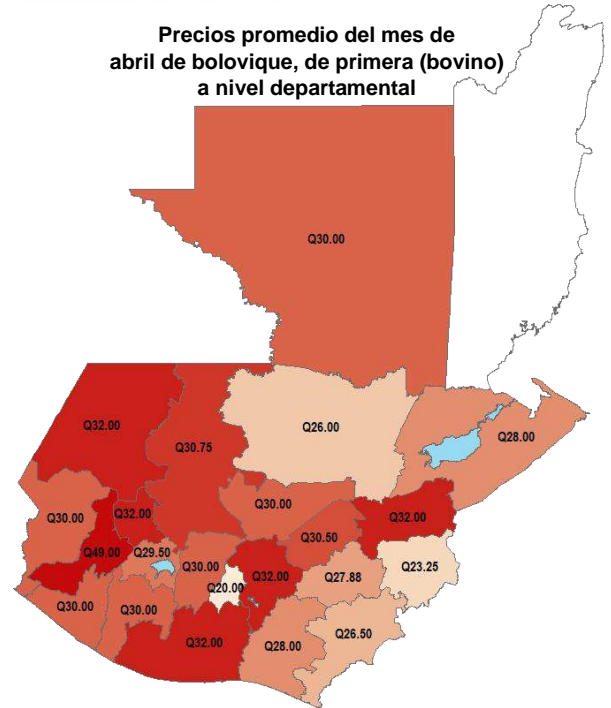


Tabla 21. Precios promedio mensual y variaciones mensuales de bolovique de primera (bovino) a nivel departamental.

| Bolovique de primera (bovino) (Q/Libra) | | Abril 2022 | | | Mar 2022 | Abr 2021 | Variación Absoluta | | Variación Porcentual | |
|---|--------------------------------|------------|-------|----------|----------|----------|--------------------|-------|----------------------|---------|
| Departamento | Mercado | Min. | Max. | Promedio | | | Mensual | Anual | Mensual % | Anual % |
| Alta Verapaz | La Terminal | 26.00 | 26.00 | 26.00 | 24.20 | 21.67 | 1.80 | 4.33 | 7.44 | 20.00 |
| Baja Verapaz | Mercado Municipal | 30.00 | 30.00 | 30.00 | 30.00 | 36.00 | 0.00 | -6.00 | 0.00 | -16.67 |
| Chimaltenango | Mercado Municipal | 30.00 | 30.00 | 30.00 | 30.00 | 29.00 | 0.00 | 1.00 | 0.00 | 3.45 |
| Chiquimula | La Terminal | 23.25 | 23.25 | 23.25 | 20.65 | 20.00 | 2.60 | 3.25 | 12.59 | 16.25 |
| El Progreso | Centro de Comercialización | 30.00 | 32.00 | 30.50 | 30.00 | 30.00 | 0.50 | 0.50 | 1.67 | 1.67 |
| Escuintla | Mercado No.1 | 32.00 | 32.00 | 32.00 | 31.20 | 26.00 | 0.80 | 6.00 | 2.56 | 23.08 |
| Guatemala | La Terminal | 32.00 | 32.00 | 32.00 | 32.00 | 32.00 | 0.00 | 0.00 | 0.00 | 0.00 |
| Huehuetenango | La Terminal | 28.00 | 35.00 | 32.00 | 32.50 | 29.00 | -0.50 | 3.00 | -1.54 | 10.34 |
| Izabal | La Revolución | 28.00 | 28.00 | 28.00 | 26.80 | 25.00 | 1.20 | 3.00 | 4.48 | 12.00 |
| Jalapa | Mercado Municipal | 26.00 | 29.90 | 27.88 | 29.90 | 25.00 | -2.02 | 2.88 | -6.76 | 11.52 |
| Jutiapa | La Terminal | 25.00 | 28.00 | 26.50 | 26.00 | 26.00 | 0.50 | 0.50 | 1.92 | 1.92 |
| Petén | La Terminal | 30.00 | 30.00 | 30.00 | 29.40 | 30.00 | 0.60 | 0.00 | 2.04 | 0.00 |
| Quetzaltenango | La Terminal | 49.00 | 49.00 | 49.00 | 35.00 | 28.00 | 14.00 | 21.00 | 40.00 | 75.00 |
| Quiché | La Terminal | 30.00 | 33.00 | 30.75 | 30.00 | 30.00 | 0.75 | 0.75 | 2.50 | 2.50 |
| Retalhuleu | La Terminal | 30.00 | 30.00 | 30.00 | 29.00 | 25.00 | 1.00 | 5.00 | 3.45 | 20.00 |
| Sacatepéquez | Mercado Central | 20.00 | 20.00 | 20.00 | 16.40 | 18.50 | 3.60 | 1.50 | 21.95 | 8.11 |
| San Marcos | Plaza La Terminal | 30.00 | 30.00 | 30.00 | 30.00 | 25.00 | 0.00 | 5.00 | 0.00 | 20.00 |
| Santa Rosa | Mercado Municipal, Cuilapa | 28.00 | 28.00 | 28.00 | 28.00 | 28.00 | 0.00 | 0.00 | 0.00 | 0.00 |
| Sololá | Mercado Municipal | 28.00 | 30.00 | 29.50 | 30.00 | 30.00 | -0.50 | -0.50 | -1.67 | -1.67 |
| Suchitepéquez | Mercado No. 3 Antigua Terminal | 30.00 | 30.00 | 30.00 | 30.00 | 30.00 | 0.00 | 0.00 | 0.00 | 0.00 |
| Totonicapán | Mercado Municipal | 32.00 | 32.00 | 32.00 | 32.00 | 28.00 | 0.00 | 4.00 | 0.00 | 14.29 |
| Zacapa | Mercado Municipal | 32.00 | 32.00 | 32.00 | 32.00 | 27.38 | 0.00 | 4.62 | 0.00 | 16.87 |

Fuente: Planeamiento MAGA, con datos del Sistema de Información de Mercados –SIM–.

Datos recolectados por Planeamiento, en el mercado "La Terminal" zona 4 Ciudad de Guatemala y por la Dirección de Coordinación Regional y Extensión Rural -DICORER- en los demás mercados departamentales.

SD = Sin Datos.

5.2. Precios Promedio Departamentales de Huevo Blanco, Mediano

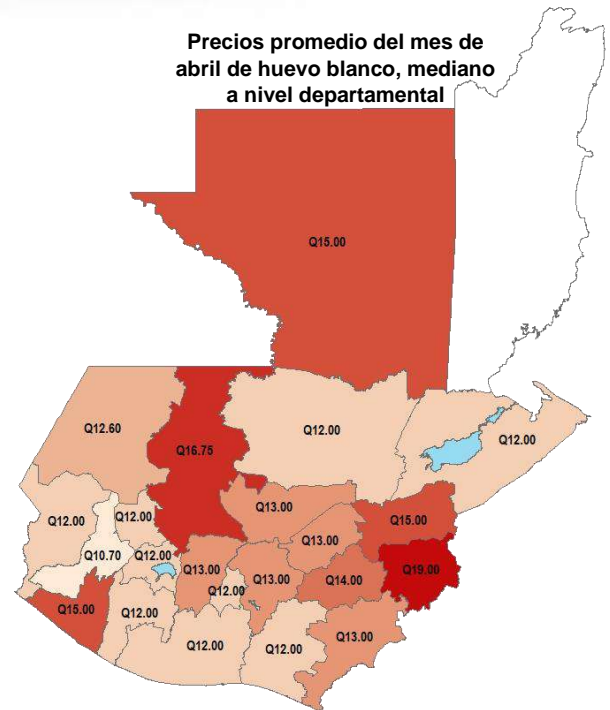
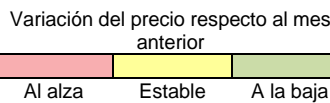


Tabla 22. Precios promedio mensual y variaciones mensuales de huevo blanco, mediano a nivel departamental.

| Huevo blanco, mediano (Q/12 Unidades) | | Abril 2022 | | | Mar 2022 | Abr 2021 | Variación Absoluta | | Variación Porcentual | |
|---------------------------------------|--------------------------------|------------|-------|----------|----------|----------|--------------------|--------|----------------------|---------|
| Departamento | Mercado | Min. | Max. | Promedio | | | Mensual | Anual | Mensual % | Anual % |
| Alta Verapaz | La Terminal | 12.00 | 12.00 | 12.00 | 13.25 | 12.00 | -1.25 | 0.00 | -9.43 | 0.00 |
| Baja Verapaz | Mercado Municipal | 13.00 | 13.00 | 13.00 | 13.75 | 15.00 | -0.75 | -2.00 | -5.45 | -13.33 |
| Chimaltenango | Mercado Municipal | 13.00 | 13.00 | 13.00 | 13.00 | 13.25 | 0.00 | -0.25 | 0.00 | -1.89 |
| Chiquimula | La Terminal | 19.00 | 19.00 | 19.00 | 17.40 | 15.00 | 1.60 | 4.00 | 9.20 | 26.67 |
| El Progreso | Centro de Comercialización | 13.00 | 13.00 | 13.00 | 13.00 | 12.50 | 0.00 | 0.50 | 0.00 | 4.00 |
| Escuintla | Mercado No.1 | 12.00 | 12.00 | 12.00 | 12.00 | 13.25 | 0.00 | -1.25 | 0.00 | -9.43 |
| Guatemala | La Terminal | 13.00 | 13.00 | 13.00 | 13.00 | 14.00 | 0.00 | -1.00 | 0.00 | -7.14 |
| Huehuetenango | La Terminal | 12.00 | 15.00 | 12.60 | 11.50 | 12.50 | 1.10 | 0.10 | 9.57 | 0.80 |
| Izabal | La Revolución | 12.00 | 12.00 | 12.00 | 12.00 | 12.00 | 0.00 | 0.00 | 0.00 | 0.00 |
| Jalapa | Mercado Municipal | 12.00 | 15.00 | 14.00 | 14.40 | 26.00 | -0.40 | -12.00 | -2.78 | -46.15 |
| Jutiapa | La Terminal | 13.00 | 13.00 | 13.00 | 13.00 | 12.00 | 0.00 | 1.00 | 0.00 | 8.33 |
| Petén | La Terminal | 15.00 | 15.00 | 15.00 | 13.80 | 15.00 | 1.20 | 0.00 | 8.70 | 0.00 |
| Quetzaltenango | La Terminal | 8.00 | 14.75 | 10.70 | 11.48 | 12.00 | -0.78 | -1.30 | -6.79 | -10.83 |
| Quiché | La Terminal | 12.00 | 25.00 | 16.75 | 15.00 | 10.00 | 1.75 | 6.75 | 11.67 | 67.50 |
| Retalhuleu | La Terminal | 15.00 | 15.00 | 15.00 | 15.60 | 14.70 | -0.60 | 0.30 | -3.85 | 2.04 |
| Sacatepéquez | Mercado Central | 12.00 | 12.00 | 12.00 | 12.60 | 10.50 | -0.60 | 1.50 | -4.76 | 14.29 |
| San Marcos | Plaza La Terminal | 12.00 | 12.00 | 12.00 | 12.00 | 12.00 | 0.00 | 0.00 | 0.00 | 0.00 |
| Santa Rosa | Mercado Municipal, Cuilapa | 12.00 | 12.00 | 12.00 | 12.00 | 12.00 | 0.00 | 0.00 | 0.00 | 0.00 |
| Sololá | Mercado Municipal | 12.00 | 12.00 | 12.00 | 12.00 | 12.67 | 0.00 | -0.67 | 0.00 | -5.29 |
| Suchitepéquez | Mercado No. 3 Antigua Terminal | 12.00 | 12.00 | 12.00 | 12.00 | 12.00 | 0.00 | 0.00 | 0.00 | 0.00 |
| Totonicapán | Mercado Municipal | 12.00 | 12.00 | 12.00 | 12.00 | 30.00 | 0.00 | -18.00 | 0.00 | -60.00 |
| Zacapa | Mercado Municipal | 15.00 | 15.00 | 15.00 | 15.00 | 13.25 | 0.00 | 1.75 | 0.00 | 13.21 |

Fuente: Planeamiento MAGA, con datos del Sistema de Información de Mercados -SIM-.

Datos recolectados por Planeamiento, en el mercado "La Terminal" zona 4 Ciudad de Guatemala y por la Dirección de Coordinación Regional y Extensión Rural -DICORER- en los demás mercados departamentales.

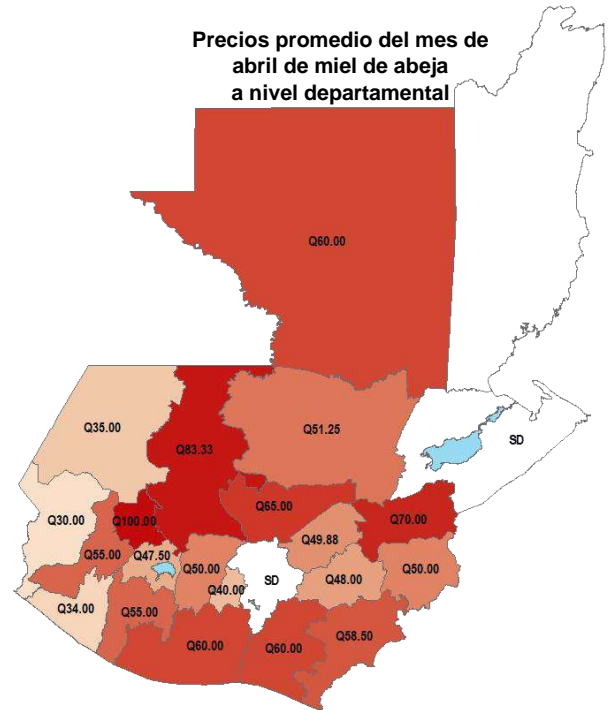
SD = Sin Datos.

5.3. Precios Promedio Departamentales de Miel de Abeja



Variación del precio respecto al mes anterior

Al alza Estable A la baja



GOBIERNO de

Tabla 23. Precios promedio mensual y variaciones mensuales de miel de abeja a nivel departamental.

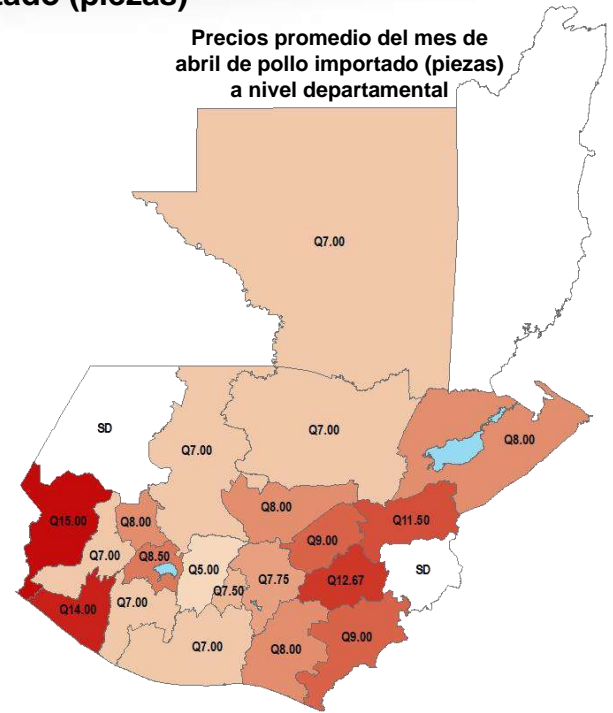
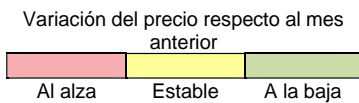
| Miel de Abeja (Litro/Q) | | Abril 2022 | | | Mar 2022 | Abr 2021 | Variación Absoluta | | Variación Porcentual | |
|-------------------------|--------------------------------|------------|--------|----------|----------|----------|--------------------|--------|----------------------|---------|
| Departamento | Mercado | Min. | Max. | Promedio | | | Mensual | Anual | Mensual % | Anual % |
| Alta Verapaz | La Terminal | 50.00 | 55.00 | 51.25 | 47.00 | 40.00 | 4.25 | 11.25 | 9.04 | 28.13 |
| Baja Verapaz | Mercado Municipal | 65.00 | 65.00 | 65.00 | 65.00 | 70.00 | 0.00 | -5.00 | 0.00 | -7.14 |
| Chimaltenango | Mercado Municipal | 50.00 | 50.00 | 50.00 | 50.00 | 46.25 | 0.00 | 3.75 | 0.00 | 8.11 |
| Chiquimula | La Terminal | 50.00 | 50.00 | 50.00 | 50.00 | 50.00 | 0.00 | 0.00 | 0.00 | 0.00 |
| El Progreso | Centro de Comercialización | 49.50 | 50.00 | 49.88 | 50.00 | 52.50 | -0.12 | -2.62 | -0.24 | -4.99 |
| Escuintla | Mercado No.1 | 60.00 | 60.00 | 60.00 | 60.00 | 66.38 | 0.00 | -6.38 | 0.00 | -9.61 |
| Huehuetenango | La Terminal | 20.00 | 40.00 | 35.00 | 40.00 | 22.50 | -5.00 | 12.50 | -12.50 | 55.56 |
| Jalapa | Mercado Municipal | 24.00 | 60.00 | 48.00 | 60.00 | 60.00 | -12.00 | -12.00 | -20.00 | -20.00 |
| Jutiapa | La Terminal | 50.00 | 67.00 | 58.50 | 67.00 | 40.00 | -8.50 | 18.50 | -12.69 | 46.25 |
| Petén | La Terminal | 60.00 | 60.00 | 60.00 | 59.00 | 50.00 | 1.00 | 10.00 | 1.69 | 20.00 |
| Quetzaltenango | La Terminal | 55.00 | 55.00 | 55.00 | 55.00 | 36.67 | 0.00 | 18.33 | 0.00 | 49.99 |
| Quiché | La Terminal | 75.00 | 100.00 | 83.33 | 75.00 | 25.00 | 8.33 | 58.33 | 11.11 | 233.32 |
| Retalhuleu | La Terminal | 34.00 | 34.00 | 34.00 | 35.00 | 34.00 | -1.00 | 0.00 | -2.86 | 0.00 |
| Sacatepéquez | Mercado Central | 40.00 | 40.00 | 40.00 | 45.00 | 38.75 | -5.00 | 1.25 | -11.11 | 3.23 |
| San Marcos | Plaza La Terminal | 30.00 | 30.00 | 30.00 | 34.00 | 35.00 | -4.00 | -5.00 | -11.76 | -14.29 |
| Santa Rosa | Mercado Municipal, Cuilapa | 60.00 | 60.00 | 60.00 | 60.00 | 45.00 | 0.00 | 15.00 | 0.00 | 33.33 |
| Sololá | Mercado Municipal | 40.00 | 50.00 | 47.50 | 37.50 | 60.00 | 10.00 | -12.50 | 26.67 | -20.83 |
| Suchitepéquez | Mercado No. 3 Antigua Terminal | 55.00 | 55.00 | 55.00 | 55.00 | 55.00 | 0.00 | 0.00 | 0.00 | 0.00 |
| Totonicapán | Mercado Municipal | 100.00 | 100.00 | 100.00 | 100.00 | 45.00 | 0.00 | 55.00 | 0.00 | 122.22 |
| Zacapa | Mercado Municipal | 70.00 | 70.00 | 70.00 | 70.00 | 67.50 | 0.00 | 2.50 | 0.00 | 3.70 |

Fuente: Planeamiento MAGA, con datos del Sistema de Información de Mercados -SIM-.

Datos recolectados por Planeamiento, en el mercado "La Terminal" zona 4 Ciudad de Guatemala y por la Dirección de Coordinación Regional y Extensión Rural -DICORER- en los demás mercados departamentales.

SD = Sin Datos.

5.4. Precios Promedio Departamentales de Pollo Importado (piezas)



GOBIERNO de

Tabla 24. Precios promedio mensual y variaciones mensuales de pollo importado (piezas) a nivel departamental.

| Pollo Importado (piezas) (Q/Libra) | | Abril 2022 | | | Mar 2022 | Abr 2021 | Variación Absoluta | | Variación Porcentual | |
|------------------------------------|--------------------------------|------------|-------|----------|----------|----------|--------------------|--------|----------------------|----------|
| Departamento | Mercado | Min. | Max. | Promedio | | | Mensual | Annual | Mensual % | Annual % |
| Alta Verapaz | La Terminal | 7.00 | 7.00 | 7.00 | 7.00 | 6.00 | 0.00 | 1.00 | 0.00 | 16.67 |
| Baja Verapaz | Mercado Municipal | 8.00 | 8.00 | 8.00 | 8.00 | 8.00 | 0.00 | 0.00 | 0.00 | 0.00 |
| Chimaltenango | Mercado Municipal | 5.00 | 5.00 | 5.00 | 5.00 | 5.75 | 0.00 | -0.75 | 0.00 | -13.04 |
| El Progreso | Centro de Comercialización | 9.00 | 9.00 | 9.00 | 9.00 | SD | 0.00 | - | 0.00 | - |
| Escuintla | Mercado No.1 | 7.00 | 7.00 | 7.00 | 7.00 | 8.00 | 0.00 | -1.00 | 0.00 | -12.50 |
| Guatemala | La Terminal | 7.75 | 7.75 | 7.75 | 7.75 | 7.75 | 0.00 | 0.00 | 0.00 | 0.00 |
| Izabal | La Revolución | 8.00 | 8.00 | 8.00 | 8.00 | 6.00 | 0.00 | 2.00 | 0.00 | 33.33 |
| Jalapa | Mercado Municipal | 8.00 | 20.00 | 12.67 | 10.80 | 8.00 | 1.87 | 4.67 | 17.31 | 58.38 |
| Jutiapa | La Terminal | 9.00 | 9.00 | 9.00 | 9.00 | 6.00 | 0.00 | 3.00 | 0.00 | 50.00 |
| Petén | La Terminal | 7.00 | 7.00 | 7.00 | 6.50 | 6.00 | 0.50 | 1.00 | 7.69 | 16.67 |
| Quetzaltenango | La Terminal | 7.00 | 7.00 | 7.00 | 6.56 | 6.00 | 0.44 | 1.00 | 6.71 | 16.67 |
| Quiché | La Terminal | 7.00 | 7.00 | 7.00 | 7.00 | 5.00 | 0.00 | 2.00 | 0.00 | 40.00 |
| Retalhuleu | La Terminal | 14.00 | 14.00 | 14.00 | 15.60 | 8.45 | -1.60 | 5.55 | -10.26 | 65.68 |
| Sacatepéquez | Mercado Central | 7.50 | 7.50 | 7.50 | 9.60 | 8.75 | -2.10 | -1.25 | -21.88 | -14.29 |
| San Marcos | Plaza La Terminal | 15.00 | 15.00 | 15.00 | 11.80 | 8.00 | 3.20 | 7.00 | 27.12 | 87.50 |
| Santa Rosa | Mercado Municipal, Cuilapa | 8.00 | 8.00 | 8.00 | 8.00 | 7.00 | 0.00 | 1.00 | 0.00 | 14.29 |
| Sololá | Mercado Municipal | 8.50 | 8.50 | 8.50 | 8.50 | 8.00 | 0.00 | 0.50 | 0.00 | 6.25 |
| Suchitepéquez | Mercado No. 3 Antigua Terminal | 7.00 | 7.00 | 7.00 | 7.80 | 7.00 | -0.80 | 0.00 | -10.26 | 0.00 |
| Totonicapán | Mercado Municipal | 8.00 | 8.00 | 8.00 | 8.00 | 6.10 | 0.00 | 1.90 | 0.00 | 31.15 |
| Zacapa | Mercado Municipal | 10.00 | 12.00 | 11.50 | 11.60 | 8.00 | -0.10 | 3.50 | -0.86 | 43.75 |

Fuente: Planeamiento MAGA, con datos del Sistema de Información de Mercados –SIM–.

Datos recolectados por Planeamiento, en el mercado "La Terminal" zona 4 Ciudad de Guatemala y por la Dirección de Coordinación Regional y Extensión Rural -DICORER- en los demás mercados departamentales.

SD = Sin Datos.

5.5. Precios Promedio Departamentales de Pollo Entero sin Menudos

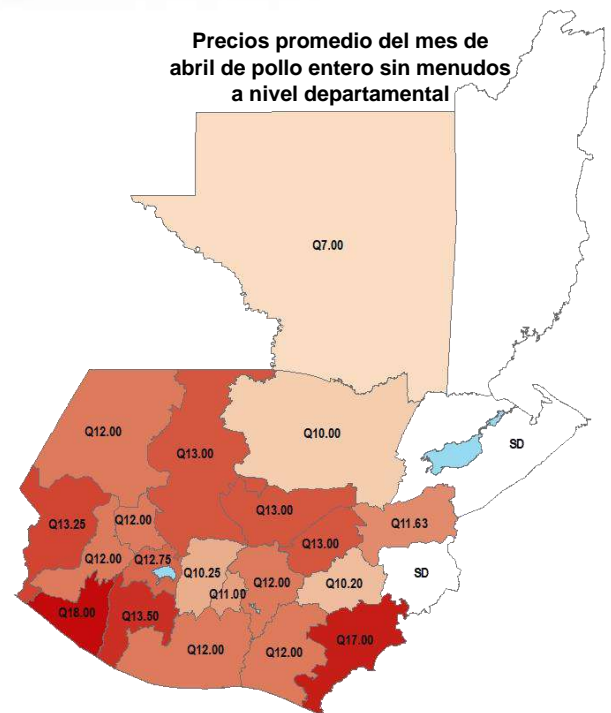
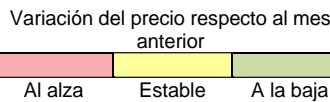


Tabla 25. Precios promedio mensual y variaciones mensuales de pollo entero sin menudos a nivel departamental.

| Pollo entero sin menudos (Q/Libra) | | Abril 2022 | | | Mar 2022 | Abr 2021 | Variación Absoluta | | Variación Porcentual | |
|------------------------------------|--------------------------------|------------|-------|----------|----------|----------|--------------------|-------|----------------------|---------|
| Departamento | Mercado | Min. | Max. | Promedio | | | Mensual | Anual | Mensual % | Anual % |
| Alta Verapaz | La Terminal | 10.00 | 10.00 | 10.00 | 8.20 | 10.00 | 1.80 | 0.00 | 21.95 | 0.00 |
| Baja Verapaz | Mercado Municipal | 13.00 | 13.00 | 13.00 | 13.75 | 13.67 | -0.75 | -0.67 | -5.45 | -4.90 |
| Chimaltenango | Mercado Municipal | 10.25 | 10.25 | 10.25 | 10.25 | 10.63 | 0.00 | -0.38 | 0.00 | -3.57 |
| El Progreso | Centro de Comercialización | 13.00 | 13.00 | 13.00 | 13.00 | SD | 0.00 | - | 0.00 | - |
| Escuintla | Mercado No.1 | 12.00 | 12.00 | 12.00 | 12.00 | 12.50 | 0.00 | -0.50 | 0.00 | -4.00 |
| Guatemala | La Terminal | 12.00 | 12.00 | 12.00 | 12.00 | 13.00 | 0.00 | -1.00 | 0.00 | -7.69 |
| Huehuetenango | La Terminal | 12.00 | 12.00 | 12.00 | 11.50 | 11.00 | 0.50 | 1.00 | 4.35 | 9.09 |
| Jalapa | Mercado Municipal | 8.60 | 12.00 | 10.20 | 9.56 | 10.00 | 0.64 | 0.20 | 6.69 | 2.00 |
| Jutiapa | La Terminal | 17.00 | 17.00 | 17.00 | 17.00 | 12.36 | 0.00 | 4.64 | 0.00 | 37.54 |
| Petén | La Terminal | 7.00 | 7.00 | 7.00 | 7.00 | 7.00 | 0.00 | 0.00 | 0.00 | 0.00 |
| Quetzaltenango | La Terminal | 12.00 | 12.00 | 12.00 | 12.50 | 11.00 | -0.50 | 1.00 | -4.00 | 9.09 |
| Quiché | La Terminal | 11.00 | 18.00 | 13.00 | 11.00 | 11.00 | 2.00 | 2.00 | 18.18 | 18.18 |
| Retalhuleu | La Terminal | 18.00 | 18.00 | 18.00 | 17.60 | 8.70 | 0.40 | 9.30 | 2.27 | 106.90 |
| Sacatepéquez | Mercado Central | 11.00 | 11.00 | 11.00 | 10.60 | 9.50 | 0.40 | 1.50 | 3.77 | 15.79 |
| San Marcos | Plaza La Terminal | 13.00 | 14.00 | 13.25 | 13.00 | 12.50 | 0.25 | 0.75 | 1.92 | 6.00 |
| Santa Rosa | Mercado Municipal, Cuilapa | 12.00 | 12.00 | 12.00 | 12.00 | 10.00 | 0.00 | 2.00 | 0.00 | 20.00 |
| Sololá | Mercado Municipal | 12.50 | 13.00 | 12.75 | 12.50 | 12.00 | 0.25 | 0.75 | 2.00 | 6.25 |
| Suchitepéquez | Mercado No. 3 Antigua Terminal | 13.50 | 13.50 | 13.50 | 13.00 | 10.00 | 0.50 | 3.50 | 3.85 | 35.00 |
| Totonicapán | Mercado Municipal | 12.00 | 12.00 | 12.00 | 12.00 | 10.50 | 0.00 | 1.50 | 0.00 | 14.29 |
| Zacapa | Mercado Municipal | 11.50 | 12.00 | 11.63 | 11.50 | 11.75 | 0.13 | -0.12 | 1.13 | -1.02 |

Fuente: Planeamiento MAGA, con datos del Sistema de Información de Mercados -SIM-.

Datos recolectados por Planeamiento, en el mercado "La Terminal" zona 4 Ciudad de Guatemala y por la Dirección de Coordinación Regional y Extensión Rural -DICORER- en los demás mercados departamentales.

SD = Sin Datos.

5.6. Precios Promedio Departamentales de Posta (porcino)

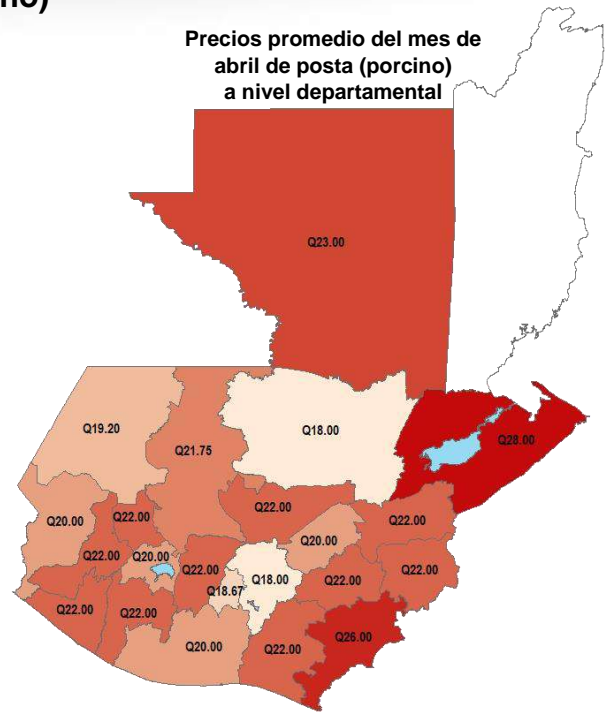
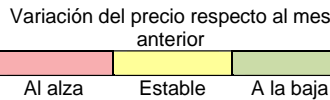



Tabla 26. Precios promedio mensual y variaciones mensuales de posta (porcino) a nivel departamental.

| Posta (porcino) (Q/Libra) | | Abril 2022 | | | Mar 2022 | Abr 2021 | Variación Absoluta | | Variación Porcentual | |
|---------------------------|--------------------------------|------------|-------|----------|----------|----------|--------------------|--------|----------------------|----------|
| Departamento | Mercado | Min. | Max. | Promedio | | | Mensual | Annual | Mensual % | Annual % |
| Alta Verapaz | La Terminal | 18.00 | 18.00 | 18.00 | 18.00 | 17.00 | 0.00 | 1.00 | 0.00 | 5.88 |
| Baja Verapaz | Mercado Municipal | 22.00 | 22.00 | 22.00 | 22.00 | 24.00 | 0.00 | -2.00 | 0.00 | -8.33 |
| Chimaltenango | Mercado Municipal | 22.00 | 22.00 | 22.00 | 22.00 | 20.00 | 0.00 | 2.00 | 0.00 | 10.00 |
| Chiquimula | La Terminal | 22.00 | 22.00 | 22.00 | 22.00 | 22.00 | 0.00 | 0.00 | 0.00 | 0.00 |
| El Progreso | Centro de Comercialización | 20.00 | 20.00 | 20.00 | 19.20 | 17.88 | 0.80 | 2.12 | 4.17 | 11.86 |
| Escuintla | Mercado No.1 | 20.00 | 20.00 | 20.00 | 20.00 | 20.50 | 0.00 | -0.50 | 0.00 | -2.44 |
| Guatemala | La Terminal | 18.00 | 18.00 | 18.00 | 18.00 | 22.50 | 0.00 | -4.50 | 0.00 | -20.00 |
| Huehuetenango | La Terminal | 17.00 | 20.00 | 19.20 | 18.25 | 16.50 | 0.95 | 2.70 | 5.21 | 16.36 |
| Izabal | La Revolución | 28.00 | 28.00 | 28.00 | 28.60 | 22.00 | -0.60 | 6.00 | -2.10 | 27.27 |
| Jalapa | Mercado Municipal | 20.00 | 26.00 | 22.00 | 19.55 | 20.00 | 2.45 | 2.00 | 12.53 | 10.00 |
| Jutiapa | La Terminal | 26.00 | 26.00 | 26.00 | 25.20 | 20.00 | 0.80 | 6.00 | 3.17 | 30.00 |
| Petén | La Terminal | 23.00 | 23.00 | 23.00 | 23.40 | 22.00 | -0.40 | 1.00 | -1.71 | 4.55 |
| Quetzaltenango | La Terminal | 22.00 | 22.00 | 22.00 | 20.50 | 20.00 | 1.50 | 2.00 | 7.32 | 10.00 |
| Quiché | La Terminal | 20.00 | 25.00 | 21.75 | 20.00 | 23.00 | 1.75 | -1.25 | 8.75 | -5.43 |
| Retalhuleu | La Terminal | 22.00 | 22.00 | 22.00 | 21.60 | 28.40 | 0.40 | -6.40 | 1.85 | -22.54 |
| Sacatepéquez | Mercado Central | 18.00 | 20.00 | 18.67 | 18.20 | 19.00 | 0.47 | -0.33 | 2.58 | -1.74 |
| San Marcos | Plaza La Terminal | 20.00 | 20.00 | 20.00 | 20.00 | 18.00 | 0.00 | 2.00 | 0.00 | 11.11 |
| Santa Rosa | Mercado Municipal, Cuilapa | 22.00 | 22.00 | 22.00 | 22.00 | 20.00 | 0.00 | 2.00 | 0.00 | 10.00 |
| Sololá | Mercado Municipal | 20.00 | 20.00 | 20.00 | 20.00 | 20.00 | 0.00 | 0.00 | 0.00 | 0.00 |
| Suchitepéquez | Mercado No. 3 Antigua Terminal | 22.00 | 22.00 | 22.00 | 20.80 | 20.00 | 1.20 | 2.00 | 5.77 | 10.00 |
| Totonicapán | Mercado Municipal | 22.00 | 22.00 | 22.00 | 22.00 | 21.00 | 0.00 | 1.00 | 0.00 | 4.76 |
| Zacapa | Mercado Municipal | 22.00 | 22.00 | 22.00 | 23.00 | 22.75 | -1.00 | -0.75 | -4.35 | -3.30 |

Fuente: Planeamiento MAGA, con datos del Sistema de Información de Mercados -SIM-.

Datos recolectados por Planeamiento, en el mercado "La Terminal" zona 4 Ciudad de Guatemala y por la Dirección de Coordinación Regional y Extensión Rural -DICORER- en los demás mercados departamentales.

SD = Sin Datos.



6. Abarrotes



6.1. Precios Promedio Departamentales de Aceite Comestible (envase de 800 ml)



Variación del precio respecto al mes anterior

Al alza Estable A la baja

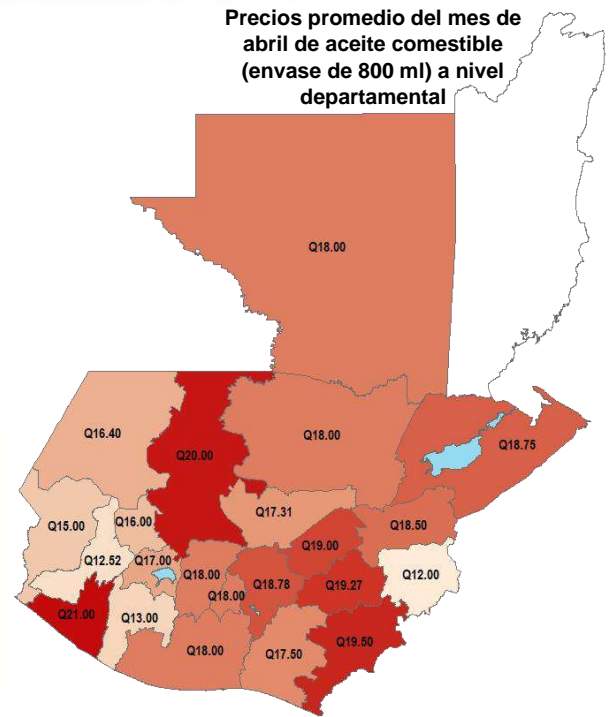


Tabla 27. Precios promedio mensual y variaciones mensuales de aceite comestible (envase de 800 ml) a nivel departamental.

| Aceite Comestible (Q/Envase 800ml) | | Abril 2022 | | | Mar 2022 | Abr 2021 | Variación Absoluta | | Variación Porcentual | |
|------------------------------------|--------------------------------|------------|-------|----------|----------|----------|--------------------|-------|----------------------|---------|
| Departamento | Mercado | Min. | Max. | Promedio | | | Mensual | Anual | Mensual % | Anual % |
| Alta Verapaz | La Terminal | 18.00 | 18.00 | 18.00 | 18.00 | 12.00 | 0.00 | 6.00 | 0.00 | 50.00 |
| Baja Verapaz | Mercado Municipal | 15.25 | 19.25 | 17.31 | 16.25 | 15.00 | 1.06 | 2.31 | 6.52 | 15.40 |
| Chimaltenango | Mercado Municipal | 18.00 | 18.00 | 18.00 | 18.00 | 17.00 | 0.00 | 1.00 | 0.00 | 5.88 |
| Chiquimula | La Terminal | 12.00 | 12.00 | 12.00 | 12.00 | 12.00 | 0.00 | 0.00 | 0.00 | 0.00 |
| El Progreso | Centro de Comercialización | 19.00 | 19.00 | 19.00 | 17.40 | 15.00 | 1.60 | 4.00 | 9.20 | 26.67 |
| Escuintla | Mercado No.1 | 18.00 | 18.00 | 18.00 | 18.00 | 13.94 | 0.00 | 4.06 | 0.00 | 29.12 |
| Guatemala | La Terminal | 18.50 | 19.00 | 18.78 | 17.72 | 13.53 | 1.06 | 5.25 | 5.98 | 38.80 |
| Huehuetenango | La Terminal | 13.00 | 18.00 | 16.40 | 18.00 | 11.00 | -1.60 | 5.40 | -8.89 | 48.09 |
| Izabal | La Revolución | 18.00 | 19.00 | 18.75 | 18.00 | 13.50 | 0.75 | 5.25 | 4.17 | 38.89 |
| Jalapa | Mercado Municipal | 19.00 | 19.50 | 19.27 | 18.42 | 13.00 | 0.85 | 6.27 | 4.61 | 48.23 |
| Jutiapa | La Terminal | 19.00 | 20.00 | 19.50 | 19.06 | 13.00 | 0.44 | 6.50 | 2.31 | 50.00 |
| Petén | La Terminal | 18.00 | 18.00 | 18.00 | 17.40 | 14.00 | 0.60 | 4.00 | 3.45 | 28.57 |
| Quetzaltenango | La Terminal | 12.20 | 13.00 | 12.52 | 12.43 | 11.00 | 0.09 | 1.52 | 0.72 | 13.82 |
| Quiché | La Terminal | 20.00 | 20.00 | 20.00 | 20.00 | 8.00 | 0.00 | 12.00 | 0.00 | 150.00 |
| Retalhuleu | La Terminal | 21.00 | 21.00 | 21.00 | 20.20 | 12.80 | 0.80 | 8.20 | 3.96 | 64.06 |
| Sacatepéquez | Mercado Central | 18.00 | 18.00 | 18.00 | 17.00 | 13.00 | 1.00 | 5.00 | 5.88 | 38.46 |
| San Marcos | Plaza La Terminal | 15.00 | 15.00 | 15.00 | 15.40 | 12.00 | -0.40 | 3.00 | -2.60 | 25.00 |
| Santa Rosa | Mercado Municipal, Cuilapa | 17.50 | 17.50 | 17.50 | 17.40 | 14.50 | 0.10 | 3.00 | 0.57 | 20.69 |
| Sololá | Mercado Municipal | 17.00 | 17.00 | 17.00 | 17.00 | 14.00 | 0.00 | 3.00 | 0.00 | 21.43 |
| Suchitepéquez | Mercado No. 3 Antigua Terminal | 13.00 | 13.00 | 13.00 | 12.80 | 12.00 | 0.20 | 1.00 | 1.56 | 8.33 |
| Totonicapán | Mercado Municipal | 16.00 | 16.00 | 16.00 | 16.00 | 16.00 | 0.00 | 0.00 | 0.00 | 0.00 |
| Zacapa | Mercado Municipal | 18.00 | 20.00 | 18.50 | 18.00 | 15.75 | 0.50 | 2.75 | 2.78 | 17.46 |

Fuente: Planeamiento MAGA, con datos del Sistema de Información de Mercados -SIM-.

Datos recolectados por Planeamiento, en el mercado "La Terminal" zona 4 Ciudad de Guatemala y por la Dirección de Coordinación Regional y Extensión Rural -DICORER- en los demás mercados departamentales.

SD = Sin Datos.

6.2. Precios Promedio Departamentales de Azúcar Estándar (bolsa 500g)

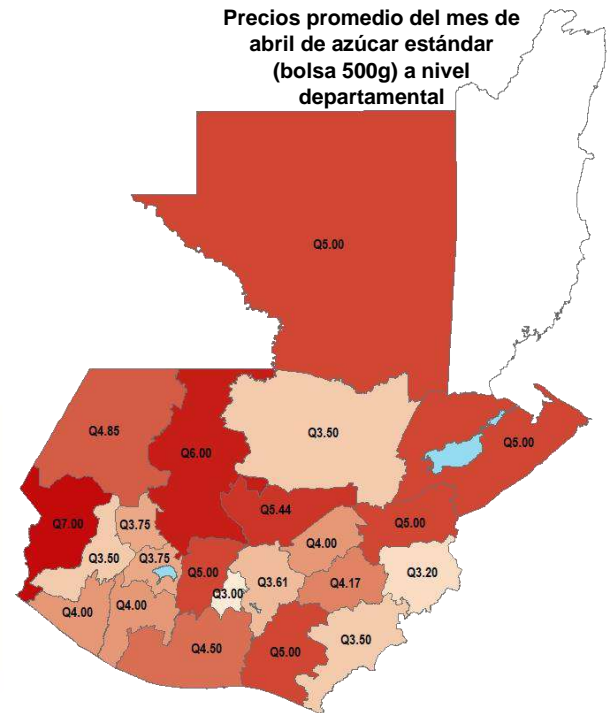
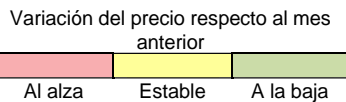


Tabla 28. Precios promedio mensual y variaciones mensuales de azúcar estándar (500g) a nivel departamental.

| Azúcar Estándar (Q/Bolsa 500g) | | Abril 2022 | | | Mar 2022 | Abr 2021 | Variación Absoluta | | Variación Porcentual | |
|--------------------------------|--------------------------------|------------|------|----------|----------|----------|--------------------|--------|----------------------|----------|
| Departamento | Mercado | Min. | Max. | Promedio | | | Mensual | Annual | Mensual % | Annual % |
| Alta Verapaz | La Terminal | 3.50 | 3.50 | 3.50 | 3.55 | 3.50 | -0.05 | 0.00 | -1.41 | 0.00 |
| Baja Verapaz | Mercado Municipal | 5.25 | 5.50 | 5.44 | 5.31 | 5.75 | 0.13 | -0.31 | 2.45 | -5.39 |
| Chimaltenango | Mercado Municipal | 5.00 | 5.00 | 5.00 | 5.00 | 5.00 | 0.00 | 0.00 | 0.00 | 0.00 |
| Chiquimula | La Terminal | 3.20 | 3.20 | 3.20 | 3.20 | 3.20 | 0.00 | 0.00 | 0.00 | 0.00 |
| El Progreso | Centro de Comercialización | 4.00 | 4.00 | 4.00 | 3.68 | 3.20 | 0.32 | 0.80 | 8.70 | 25.00 |
| Escuintla | Mercado No.1 | 4.50 | 4.50 | 4.50 | 4.50 | 3.50 | 0.00 | 1.00 | 0.00 | 28.57 |
| Guatemala | La Terminal | 3.50 | 4.00 | 3.61 | 3.68 | 3.25 | -0.07 | 0.36 | -1.90 | 11.08 |
| Izabal | La Revolución | 5.00 | 5.00 | 5.00 | 4.90 | 4.00 | 0.10 | 1.00 | 2.04 | 25.00 |
| Jalapa | Mercado Municipal | 3.75 | 4.50 | 4.17 | 3.89 | 3.38 | 0.28 | 0.79 | 7.20 | 23.37 |
| Jutiapa | La Terminal | 3.50 | 3.50 | 3.50 | 3.50 | 4.50 | 0.00 | -1.00 | 0.00 | -22.22 |
| Petén | La Terminal | 5.00 | 5.00 | 5.00 | 4.90 | 4.00 | 0.10 | 1.00 | 2.04 | 25.00 |
| Quetzaltenango | La Terminal | 3.50 | 3.50 | 3.50 | 3.38 | 3.17 | 0.12 | 0.33 | 3.55 | 10.41 |
| Quiché | La Terminal | 6.00 | 6.00 | 6.00 | 6.00 | 3.50 | 0.00 | 2.50 | 0.00 | 71.43 |
| Retalhuleu | La Terminal | 4.00 | 4.00 | 4.00 | 4.00 | 3.42 | 0.00 | 0.58 | 0.00 | 17.10 |
| Sacatepéquez | Mercado Central | 3.00 | 3.00 | 3.00 | 4.50 | 3.75 | -1.50 | -0.75 | -33.33 | -20.00 |
| San Marcos | Plaza La Terminal | 7.00 | 7.00 | 7.00 | 4.70 | 3.50 | 2.30 | 3.50 | 48.94 | 100.00 |
| Santa Rosa | Mercado Municipal, Cuilapa | 5.00 | 5.00 | 5.00 | 5.00 | 3.88 | 0.00 | 1.12 | 0.00 | 28.87 |
| Sololá | Mercado Municipal | 3.75 | 3.75 | 3.75 | 3.75 | 3.50 | 0.00 | 0.25 | 0.00 | 7.14 |
| Suchitepéquez | Mercado No. 3 Antigua Terminal | 4.00 | 4.00 | 4.00 | 4.00 | 3.50 | 0.00 | 0.50 | 0.00 | 14.29 |
| Totonicapán | Mercado Municipal | 3.75 | 3.75 | 3.75 | 3.75 | 3.30 | 0.00 | 0.45 | 0.00 | 13.64 |
| Zacapa | Mercado Municipal | 5.00 | 5.00 | 5.00 | 5.20 | 4.50 | -0.20 | 0.50 | -3.85 | 11.11 |

Fuente: Planeamiento MAGA, con datos del Sistema de Información de Mercados -SIM-.

Datos recolectados por Planeamiento, en el mercado "La Terminal" zona 4 Ciudad de Guatemala y por la Dirección de Coordinación Regional y Extensión Rural -DICORER- en los demás mercados departamentales.

SD = Sin Datos.



7. Fertilizantes



7.1. Precios Promedio Departamentales de 15-15-15 Mezcla Física

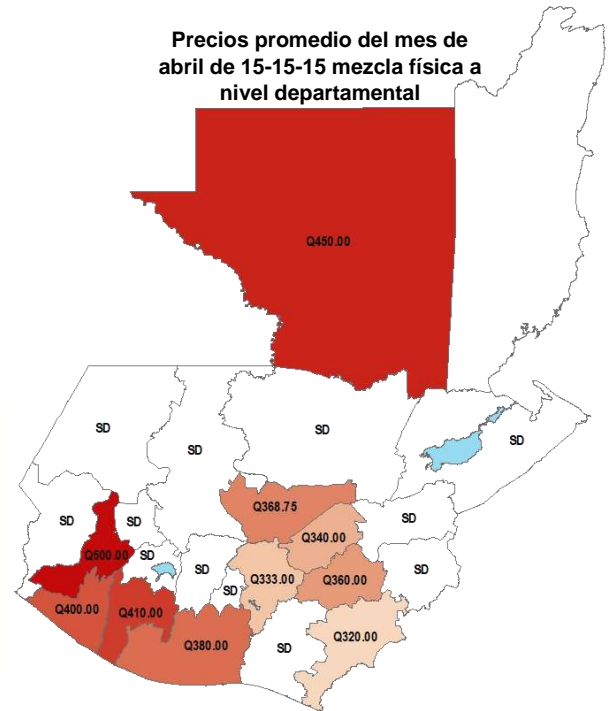
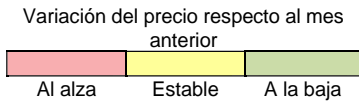


Tabla 29. Precios promedio mensual y variaciones mensuales de 15-15-15 mezcla física a nivel departamental.

| 15-15-15 mezcla física (Q/Quintal) | 15-15-15 mezcla física (Q/Quintal) | | | Variación Absoluta | | Variación Porcentual | | |
|------------------------------------|------------------------------------|------------|----------|--------------------|---------|----------------------|-----------|---------|
| | Departamento | Abril 2022 | Mar 2022 | Abr 2021 | Mensual | Anual | Mensual % | Anual % |
| Baja Verapaz | Promedio | 368.75 | 347.75 | 181.66 | 21.00 | 187.09 | 6.04 | 102.99 |
| El Progreso | | 340.00 | 340.00 | SD | 0.00 | - | 0.00 | - |
| Escuintla | | 380.00 | 379.00 | 235.00 | 1.00 | 145.00 | 0.26 | 61.70 |
| Guatemala | | 333.00 | 366.40 | 200.00 | -33.40 | 133.00 | -9.12 | 66.50 |
| Jalapa | | 360.00 | 360.00 | SD | 0.00 | - | 0.00 | - |
| Jutiapa | | 320.00 | 500.00 | 186.00 | -180.00 | 134.00 | -36.00 | 72.04 |
| Petén | | 450.00 | 450.00 | 224.55 | 0.00 | 225.45 | 0.00 | 100.40 |
| Quetzaltenango | | 500.00 | 484.00 | 195.25 | 16.00 | 304.75 | 3.31 | 156.08 |
| Retalhuleu | | 400.00 | 400.00 | 186.00 | 0.00 | 214.00 | 0.00 | 115.05 |
| San Marcos | | 380.00 | 230.00 | 210.00 | 150.00 | 170.00 | 65.22 | 80.95 |
| Suchitepéquez | | 410.00 | 402.00 | 235.00 | 8.00 | 175.00 | 1.99 | 74.47 |

Fuente: Planeamiento MAGA, con datos del Sistema de Información de Mercados -SIM-.

Datos recolectados por Planeamiento, en el mercado "La Terminal" zona 4 Ciudad de Guatemala y por la Dirección de Coordinación Regional y Extensión Rural -DICORER- en los demás mercados departamentales.

SD = Sin Datos.

7.2. Precios Promedio Departamentales de 15-15-15 Mezcla Química

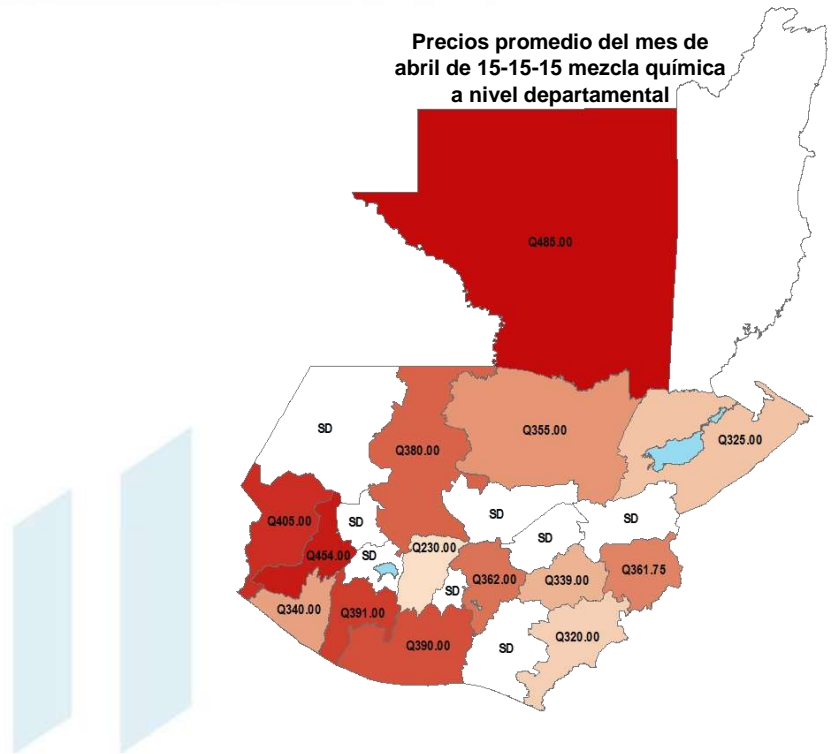
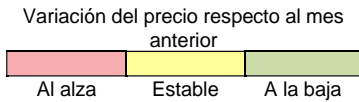


Tabla 30. Precios promedio mensual y variaciones mensuales de 15-15-15 mezcla química a nivel departamental.

| 15-15-15 mezcla química (Q/Quintal) | Abril 2022 | | | Variación Absoluta | | Variación Porcentual | | |
|-------------------------------------|--------------|----------|----------|--------------------|---------|----------------------|-----------|---------|
| | Departamento | Promedio | Mar 2022 | Abr 2021 | Mensual | Anual | Mensual % | Anual % |
| Alta Verapaz | | 355.00 | 355.00 | 260.00 | 0.00 | 95.00 | 0.00 | 36.54 |
| Chimaltenango | | 230.00 | 230.00 | 208.50 | 0.00 | 21.50 | 0.00 | 10.31 |
| Chiquimula | | 361.75 | 341.35 | 275.00 | 20.40 | 86.75 | 5.98 | 31.55 |
| Escuintla | | 390.00 | 390.00 | 242.50 | 0.00 | 147.50 | 0.00 | 60.82 |
| Guatemala | | 362.00 | 362.00 | 212.00 | 0.00 | 150.00 | 0.00 | 70.75 |
| Izabal | | 325.00 | 327.35 | 178.06 | -2.35 | 146.94 | -0.72 | 82.52 |
| Jalapa | | 339.00 | 339.00 | 197.50 | 0.00 | 141.50 | 0.00 | 71.65 |
| Jutiapa | | 320.00 | 380.00 | 210.00 | -60.00 | 110.00 | -15.79 | 52.38 |
| Petén | | 485.00 | 485.00 | 234.50 | 0.00 | 250.50 | 0.00 | 106.82 |
| Quetzaltenango | | 454.00 | 195.00 | 175.00 | 259.00 | 279.00 | 132.82 | 159.43 |
| Quiché | | 380.00 | 380.00 | 280.00 | 0.00 | 100.00 | 0.00 | 35.71 |
| Retalhuleu | | 340.00 | 340.00 | 225.00 | 0.00 | 115.00 | 0.00 | 51.11 |
| San Marcos | | 405.00 | 400.00 | 250.00 | 5.00 | 155.00 | 1.25 | 62.00 |
| Suchitepéquez | | 391.00 | 336.80 | 240.00 | 54.20 | 151.00 | 16.09 | 62.92 |

Fuente: Planeamiento MAGA, con datos del Sistema de Información de Mercados –SIM–.

Datos recolectados por Planeamiento, en el mercado “La Terminal” zona 4 Ciudad de Guatemala y por la Dirección de Coordinación Regional y Extensión Rural -DICORER- en los demás mercados departamentales.
SD = Sin Datos.

7.3. Precios Promedio Departamentales de 20-20-0 Mezcla Física

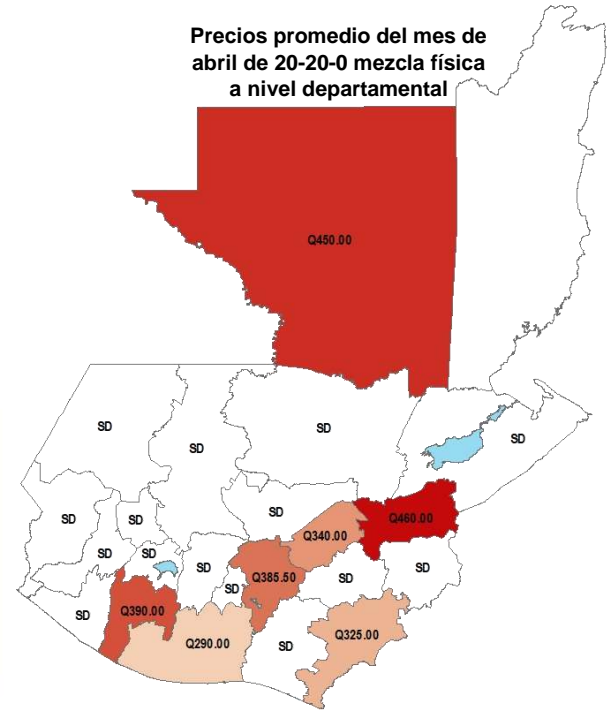
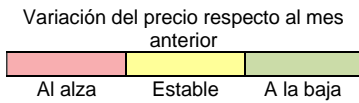


Tabla 31. Precios promedio mensual y variaciones mensuales de 20-20-0 mezcla física a nivel departamental.

| 20-20-0 mezcla física (Q/Quintal) | Abril 2022 | | | Variación Absoluta | | Variación Porcentual | | |
|-----------------------------------|--------------|----------|----------|--------------------|---------|----------------------|-----------|---------|
| | Departamento | Promedio | Mar 2022 | Abr 2021 | Mensual | Anual | Mensual % | Anual % |
| El Progreso | | 340.00 | 340.00 | SD | 0.00 | - | 0.00 | - |
| Escuintla | | 290.00 | 290.00 | 230.00 | 0.00 | 60.00 | 0.00 | 26.09 |
| Guatemala | | 385.50 | 357.60 | 200.00 | 27.90 | 185.50 | 7.80 | 92.75 |
| Jutiapa | | 325.00 | 325.00 | 165.00 | 0.00 | 160.00 | 0.00 | 96.97 |
| Petén | | 450.00 | 450.00 | 230.00 | 0.00 | 220.00 | 0.00 | 95.65 |
| Retalhuleu | | 420.00 | 175.00 | 222.00 | 245.00 | 198.00 | 140.00 | 89.19 |
| San Marcos | | 420.00 | 175.00 | 180.00 | 245.00 | 240.00 | 140.00 | 133.33 |
| Suchitepéquez | | 390.00 | 383.00 | 225.00 | 7.00 | 165.00 | 1.83 | 73.33 |
| Zacapa | | 460.00 | 460.00 | 200.00 | 0.00 | 260.00 | 0.00 | 130.00 |

Fuente: Planeamiento MAGA, con datos del Sistema de Información de Mercados –SIM–.

Datos recolectados por Planeamiento, en el mercado “La Terminal” zona 4 Ciudad de Guatemala y por la Dirección de Coordinación Regional y Extensión Rural -DICORER- en los demás mercados departamentales.

SD = Sin Datos.

7.4. Precios Promedio Departamentales de 20-20-0 Mezcla Química

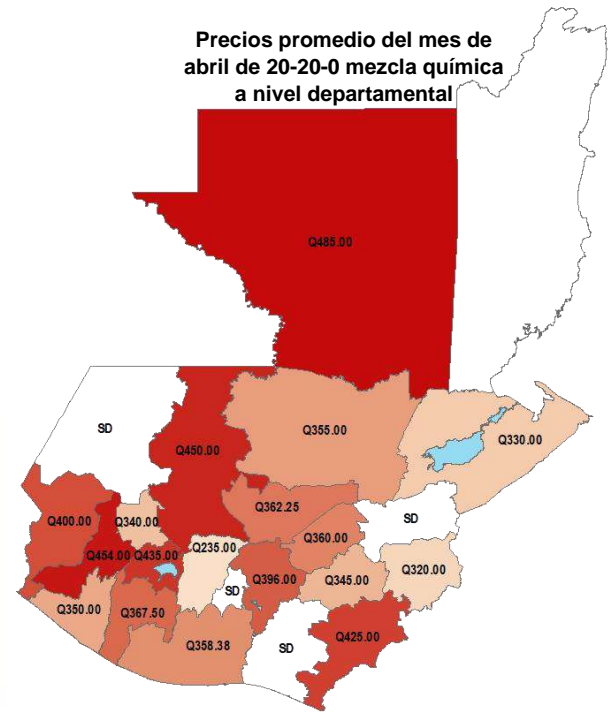
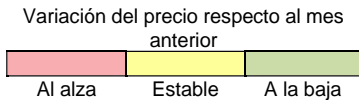


Tabla 32. Precios promedio mensual y variaciones mensuales de 20-20-0 mezcla química a nivel departamental.

| 20-20-0 mezcla química (Q/Quintal) | Abril 2022 | | | Variación Absoluta | | Variación Porcentual | | |
|------------------------------------|--------------|----------|----------|--------------------|---------|----------------------|-----------|---------|
| | Departamento | Promedio | Mar 2022 | Abr 2021 | Mensual | Anual | Mensual % | Anual % |
| Alta Verapaz | | 355.00 | 265.00 | 265.00 | 90.00 | 90.00 | 33.96 | 33.96 |
| Baja Verapaz | | 362.25 | 347.75 | 198.33 | 14.50 | 163.92 | 4.17 | 82.65 |
| Chimaltenango | | 235.00 | 235.00 | 205.00 | 0.00 | 30.00 | 0.00 | 14.63 |
| Chiquimula | | 320.00 | 303.00 | 275.00 | 17.00 | 45.00 | 5.61 | 16.36 |
| El Progreso | | 360.00 | 360.00 | SD | 0.00 | - | 0.00 | - |
| Escuintla | | 358.38 | 355.00 | 245.00 | 3.38 | 113.38 | 0.95 | 46.28 |
| Guatemala | | 396.00 | 374.67 | 240.00 | 21.33 | 156.00 | 5.69 | 65.00 |
| Izabal | | 330.00 | 329.00 | 345.81 | 1.00 | -15.81 | 0.30 | -4.57 |
| Jalapa | | 345.00 | 343.80 | 331.25 | 1.20 | 13.75 | 0.35 | 4.15 |
| Jutiapa | | 425.00 | 425.00 | 194.20 | 0.00 | 230.80 | 0.00 | 118.85 |
| Petén | | 485.00 | 485.00 | 235.00 | 0.00 | 250.00 | 0.00 | 106.38 |
| Quetzaltenango | | 454.00 | 195.00 | 195.00 | 259.00 | 259.00 | 132.82 | 132.82 |
| Quiché | | 450.00 | 450.00 | SD | 0.00 | - | 0.00 | - |
| Retalhuleu | | 350.00 | 350.00 | 225.00 | 0.00 | 125.00 | 0.00 | 55.56 |
| San Marcos | | 400.00 | 200.00 | 190.00 | 200.00 | 210.00 | 100.00 | 110.53 |
| Sololá | | 435.00 | 430.00 | SD | 5.00 | 435.00 | 1.16 | - |
| Suchitepéquez | | 367.50 | 347.40 | 195.00 | 20.10 | 172.50 | 5.79 | 88.46 |
| Totonicapán | | 340.00 | 340.00 | SD | 0.00 | - | 0.00 | - |

Fuente: Planeamiento MAGA, con datos del Sistema de Información de Mercados –SIM–.

Datos recolectados por Planeamiento, en el mercado “La Terminal” zona 4 Ciudad de Guatemala y por la Dirección de Coordinación Regional y Extensión Rural -DICORER- en los demás mercados departamentales.

SD = Sin Datos.

7.5. Precios Promedio Departamentales de Urea

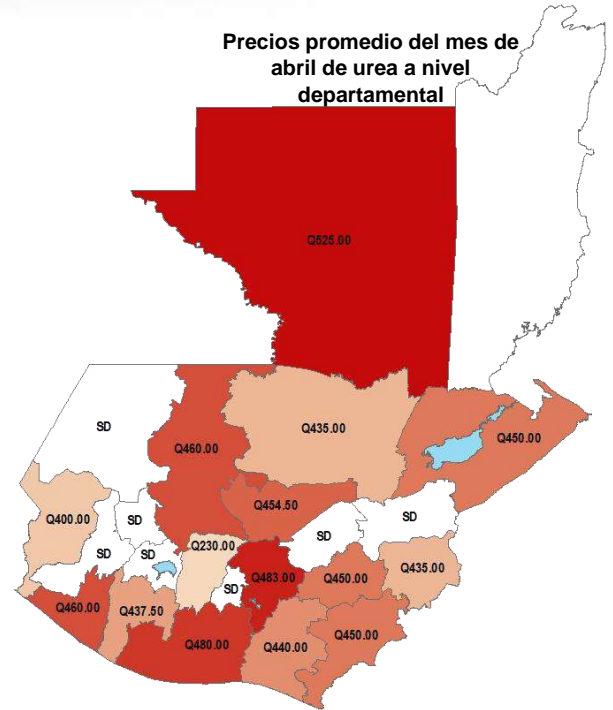
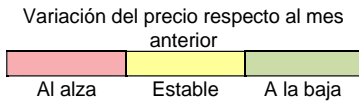


Tabla 33. Precios promedio mensual y variaciones mensuales de urea a nivel departamental.

| Urea (Q/Quintal) Departamento | Abril 2022 | | | Variación Absoluta | | Variación Porcentual | |
|----------------------------------|------------|----------|----------|--------------------|--------|----------------------|---------|
| | Promedio | Mar 2022 | Abr 2021 | Mensual | Anual | Mensual % | Anual % |
| Alta Verapaz | 435.00 | 430.00 | 220.00 | 5.00 | 215.00 | 1.16 | 97.73 |
| Baja Verapaz | 454.50 | 455.25 | 167.33 | -0.75 | 287.17 | -0.16 | 171.62 |
| Chimaltenango | 230.00 | 230.00 | 203.50 | 0.00 | 26.50 | 0.00 | 13.02 |
| Chiquimula | 435.00 | 404.00 | 163.00 | 31.00 | 272.00 | 7.67 | 166.87 |
| Escuintla | 480.00 | 480.00 | 217.50 | 0.00 | 262.50 | 0.00 | 120.69 |
| Guatemala | 483.00 | 471.70 | 223.00 | 11.30 | 260.00 | 2.40 | 116.59 |
| Izabal | 450.00 | 450.00 | 192.50 | 0.00 | 257.50 | 0.00 | 133.77 |
| Jalapa | 450.00 | 449.60 | 187.50 | 0.40 | 262.50 | 0.09 | 140.00 |
| Jutiapa | 450.00 | 450.00 | 191.00 | 0.00 | 259.00 | 0.00 | 135.60 |
| Petén | 525.00 | 525.00 | 216.36 | 0.00 | 308.64 | 0.00 | 142.65 |
| Quiché | 460.00 | 460.00 | 190.00 | 0.00 | 270.00 | 0.00 | 142.11 |
| Retalhuleu | 460.00 | 460.00 | 220.00 | 0.00 | 240.00 | 0.00 | 109.09 |
| San Marcos | 400.00 | 200.00 | 220.00 | 200.00 | 180.00 | 100.00 | 81.82 |
| Santa Rosa | 440.00 | 460.00 | 425.00 | -20.00 | 15.00 | -4.35 | 3.53 |
| Suchitépéquez | 437.50 | 428.60 | 190.00 | 8.90 | 247.50 | 2.08 | 130.26 |

Fuente: Planeamiento MAGA, con datos del Sistema de Información de Mercados –SIM–.

Datos recolectados por Planeamiento, en el mercado "La Terminal" zona 4 Ciudad de Guatemala y por la Dirección de Coordinación Regional y Extensión Rural -DICORER- en los demás mercados departamentales.

SD = Sin Datos.



8. Combustibles



8.1. Precios Promedio Departamentales de Combustible Regular



Variación del precio respecto al mes anterior

Al alza Estable A la baja

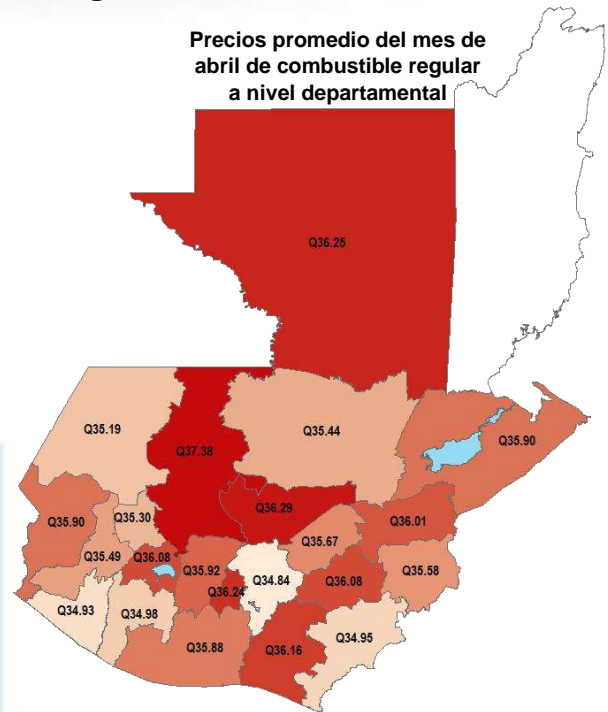


Tabla 34. Precios promedio mensual y variaciones mensuales de combustible regular a nivel departamental.

| Combustible Regular (Q/Galón) | Abril 2022 | | | Variación Absoluta | | Variación Porcentual | | |
|-------------------------------|--------------|----------|----------|--------------------|---------|----------------------|-----------|---------|
| | Departamento | Promedio | Mar 2022 | Abr 2021 | Mensual | Anual | Mensual % | Anual % |
| Alta Verapaz | | 35.44 | 37.77 | 27.31 | -2.33 | 8.13 | -6.17 | 29.77 |
| Baja Verapaz | | 36.29 | 37.65 | 27.10 | -1.36 | 9.19 | -3.61 | 33.91 |
| Chimaltenango | | 35.92 | 37.91 | 26.85 | -1.99 | 9.07 | -5.25 | 33.78 |
| Chiquimula | | 35.58 | 38.25 | 27.77 | -2.67 | 7.81 | -6.98 | 28.12 |
| El Progreso | | 35.67 | 37.66 | 26.81 | -1.99 | 8.86 | -5.28 | 33.05 |
| Escuintla | | 35.88 | 37.78 | 26.54 | -1.90 | 9.34 | -5.03 | 35.19 |
| Guatemala | | 34.84 | 37.61 | 26.13 | -2.77 | 8.71 | -7.37 | 33.33 |
| Huehuetenango | | 35.19 | 38.08 | 26.50 | -2.89 | 8.69 | -7.59 | 32.79 |
| Izabal | | 35.90 | 37.72 | 26.85 | -1.82 | 9.05 | -4.83 | 33.71 |
| Jalapa | | 36.08 | 38.23 | 26.86 | -2.15 | 9.22 | -5.62 | 34.33 |
| Jutiapa | | 34.95 | 38.05 | 27.20 | -3.10 | 7.75 | -8.15 | 28.49 |
| Petén | | 36.25 | 38.55 | 27.16 | -2.30 | 9.09 | -5.97 | 33.47 |
| Quetzaltenango | | 35.49 | 38.28 | 27.01 | -2.79 | 8.48 | -7.29 | 31.40 |
| Quiché | | 37.38 | 38.41 | 26.85 | -1.03 | 10.53 | -2.68 | 39.22 |
| Retalhuleu | | 34.93 | 37.81 | 26.58 | -2.88 | 8.35 | -7.62 | 31.41 |
| Sacatepéquez | | 36.24 | 38.72 | 26.66 | -2.48 | 9.58 | -6.40 | 35.93 |
| San Marcos | | 35.90 | 37.77 | 26.30 | -1.87 | 9.60 | -4.95 | 36.50 |
| Santa Rosa | | 36.16 | 38.52 | 26.94 | -2.36 | 9.22 | -6.13 | 34.22 |
| Sololá | | 36.08 | 38.04 | 27.47 | -1.96 | 8.61 | -5.15 | 31.34 |
| Suchitepéquez | | 34.98 | 37.66 | 26.06 | -2.68 | 8.92 | -7.12 | 34.23 |
| Totonicapán | | 35.30 | 37.96 | 26.24 | -2.66 | 9.06 | -7.01 | 34.53 |
| Zacapa | | 36.01 | 37.90 | 27.02 | -1.89 | 8.99 | -4.99 | 33.27 |

Fuente: Ministerio de Energía y Minas. -MEM-

8.2. Precios Promedio Departamentales de Combustible Súper



Variación del precio respecto al mes anterior

Al alza Estable A la baja

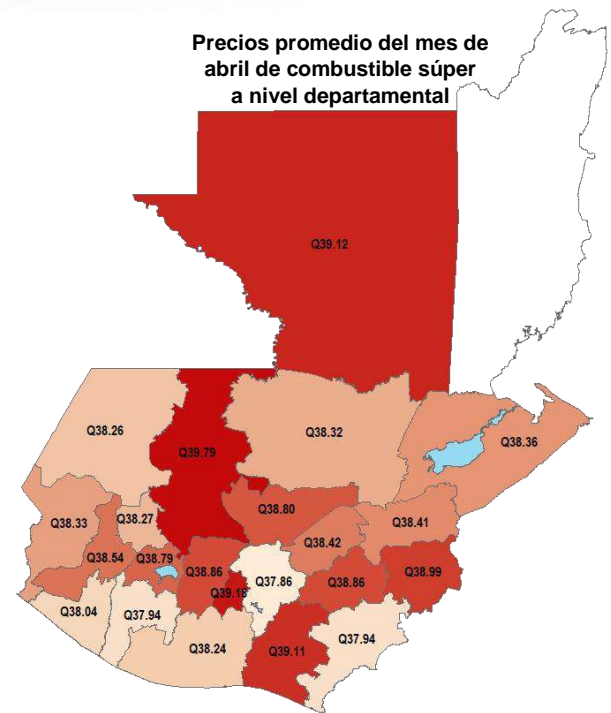


Tabla 35. Precios promedio mensual y variaciones mensuales de combustible súper a nivel departamental.

| Combustible Súper (Q/Galón) | Abril 2022 | | | Variación Absoluta | | Variación Porcentual | | |
|-----------------------------|--------------|----------|----------|--------------------|---------|----------------------|-----------|---------|
| | Departamento | Promedio | Mar 2022 | Abr 2021 | Mensual | Anual | Mensual % | Anual % |
| Alta Verapaz | | 38.32 | 38.50 | 28.11 | -0.18 | 10.21 | -0.47 | 36.32 |
| Baja Verapaz | | 38.80 | 38.31 | 27.96 | 0.49 | 10.84 | 1.28 | 38.77 |
| Chimaltenango | | 38.86 | 38.50 | 27.68 | 0.36 | 11.18 | 0.94 | 40.39 |
| Chiquimula | | 38.99 | 38.76 | 28.67 | 0.23 | 10.32 | 0.59 | 36.00 |
| El Progreso | | 38.42 | 38.42 | 27.87 | 0.00 | 10.55 | 0.00 | 37.85 |
| Escuintla | | 38.24 | 38.36 | 27.25 | -0.12 | 10.99 | -0.31 | 40.33 |
| Guatemala | | 37.86 | 38.21 | 26.92 | -0.35 | 10.94 | -0.92 | 40.64 |
| Huehuetenango | | 38.26 | 38.69 | 27.32 | -0.43 | 10.94 | -1.11 | 40.04 |
| Izabal | | 38.36 | 38.34 | 27.68 | 0.02 | 10.68 | 0.05 | 38.58 |
| Jalapa | | 38.86 | 38.82 | 27.64 | 0.04 | 11.22 | 0.10 | 40.59 |
| Jutiapa | | 37.94 | 38.69 | 28.11 | -0.75 | 9.83 | -1.94 | 34.97 |
| Petén | | 39.12 | 39.33 | 28.01 | -0.21 | 11.11 | -0.53 | 39.66 |
| Quetzaltenango | | 38.54 | 38.88 | 27.87 | -0.34 | 10.67 | -0.87 | 38.28 |
| Quiché | | 39.79 | 39.25 | 27.59 | 0.54 | 12.20 | 1.38 | 44.22 |
| Retalhuleu | | 38.04 | 38.38 | 27.40 | -0.34 | 10.64 | -0.89 | 38.83 |
| Sacatepéquez | | 39.18 | 39.38 | 27.51 | -0.20 | 11.67 | -0.51 | 42.42 |
| San Marcos | | 38.33 | 38.33 | 27.10 | 0.00 | 11.23 | 0.00 | 41.44 |
| Santa Rosa | | 39.11 | 39.17 | 27.84 | -0.06 | 11.27 | -0.15 | 40.48 |
| Sololá | | 38.79 | 38.74 | 28.41 | 0.05 | 10.38 | 0.13 | 36.54 |
| Suchitepéquez | | 37.94 | 38.27 | 26.86 | -0.33 | 11.08 | -0.86 | 41.25 |
| Totonicapán | | 38.27 | 38.62 | 27.20 | -0.35 | 11.07 | -0.91 | 40.70 |
| Zacapa | | 38.41 | 38.45 | 27.68 | -0.04 | 10.73 | -0.10 | 38.76 |

Fuente: Ministerio de Energía y Minas. -MEM-

8.3. Precios Promedio Departamentales de combustible Diésel



Variación del precio respecto al mes anterior

Al alza Estable A la baja

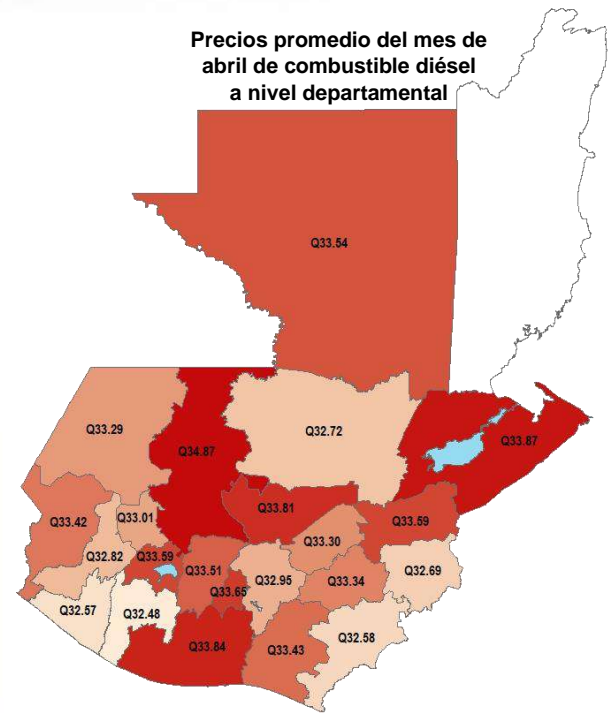


Tabla 36. Precios promedio mensual y variaciones mensuales de combustible diésel a nivel departamental.

| Combustible Súper (Q/Galón) | Abril 2022 | | | Variación Absoluta | | Variación Porcentual | |
|-----------------------------|------------|----------|----------|--------------------|-------|----------------------|---------|
| | Promedio | Mar 2022 | Abr 2021 | Mensual | Anual | Mensual % | Anual % |
| Alta Verapaz | 32.72 | 36.24 | 21.90 | -3.52 | 10.82 | -9.71 | 49.41 |
| Baja Verapaz | 33.81 | 35.93 | 22.01 | -2.12 | 11.80 | -5.90 | 53.61 |
| Chimaltenango | 33.51 | 36.36 | 21.57 | -2.85 | 11.94 | -7.84 | 55.35 |
| Chiquimula | 32.69 | 36.70 | 22.86 | -4.01 | 9.83 | -10.93 | 43.00 |
| El Progreso | 33.30 | 36.13 | 21.83 | -2.83 | 11.47 | -7.83 | 52.54 |
| Escuintla | 33.84 | 36.12 | 21.19 | -2.28 | 12.65 | -6.31 | 59.70 |
| Guatemala | 32.95 | 36.10 | 20.65 | -3.15 | 12.30 | -8.73 | 59.56 |
| Huehuetenango | 33.29 | 36.81 | 20.97 | -3.52 | 12.32 | -9.56 | 58.75 |
| Izabal | 33.87 | 36.62 | 21.56 | -2.75 | 12.31 | -7.51 | 57.10 |
| Jalapa | 33.34 | 36.74 | 21.46 | -3.40 | 11.88 | -9.25 | 55.36 |
| Jutiapa | 32.58 | 36.81 | 22.09 | -4.23 | 10.49 | -11.49 | 47.49 |
| Petén | 33.54 | 36.93 | 22.52 | -3.39 | 11.02 | -9.18 | 48.93 |
| Quetzaltenango | 32.82 | 36.61 | 21.36 | -3.79 | 11.46 | -10.35 | 53.65 |
| Quiché | 34.87 | 36.98 | 21.78 | -2.11 | 13.09 | -5.71 | 60.10 |
| Retalhuleu | 32.57 | 36.41 | 21.36 | -3.84 | 11.21 | -10.55 | 52.48 |
| Sacatepéquez | 33.65 | 37.32 | 21.43 | -3.67 | 12.22 | -9.83 | 57.02 |
| San Marcos | 33.42 | 35.89 | 21.02 | -2.47 | 12.40 | -6.88 | 58.99 |
| Santa Rosa | 33.43 | 36.62 | 21.30 | -3.19 | 12.13 | -8.71 | 56.95 |
| Sololá | 33.59 | 36.18 | 22.53 | -2.59 | 11.06 | -7.16 | 49.09 |
| Suchitepéquez | 32.48 | 35.99 | 20.75 | -3.51 | 11.73 | -9.75 | 56.53 |
| Totonicapán | 33.01 | 36.10 | 21.44 | -3.09 | 11.57 | -8.56 | 53.96 |
| Zacapa | 33.59 | 36.03 | 21.62 | -2.44 | 11.97 | -6.77 | 55.37 |

Fuente: Ministerio de Energía y Minas. -MEM-.

Precios departamentales de productos agropecuarios

**ABRIL
2022**

- Granos básicos
- Vegetales
- Frutas
- Pecuarios
- Abarrotes
- Fertilizantes
- Combustibles

Boletín mensual